

City of Los Angeles

Office of Finance



Investment Report

March 31, 2022

Diana Mangioglu
Director of Finance/City Treasurer

Tom Juarez
Chief Investment Officer

200 N. Spring Street
Room 220, City Hall
Los Angeles, CA 90012
(213) 978-1774

Diana Mangioglu
DIRECTOR of FINANCE
CITY TREASURER

CITY OF LOS ANGELES
CALIFORNIA

OFFICE OF FINANCE
200 N. SPRING ST.
ROOM 220 -- CITY HALL

(213)978-1774



ERIC GARCETTI
MAYOR

May 4, 2022

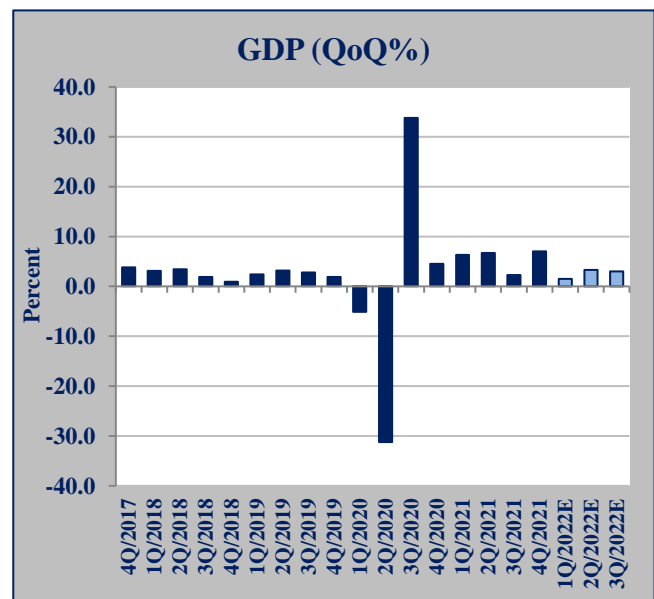
The Honorable Members of City Council of the City of Los Angeles
c/o Office of the City Clerk
City Hall, Room 395

Dear Honorable Members:

This is the Investment Report for the month ending March 31, 2022. It is provided to ensure the City Council is informed of the Department's activities. It satisfies the recommended reporting requirements of the City of Los Angeles Administrative Code, Chapter 5.1, Article 1, Section 20.90, which addresses the City Council's request for monthly financial information.

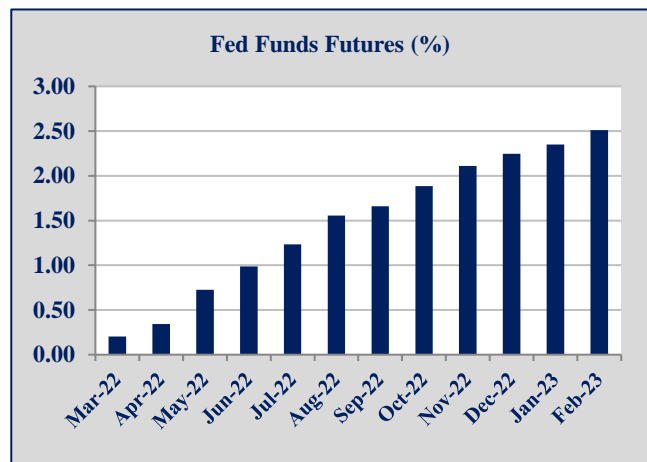
ECONOMIC ENVIRONMENT¹

The U.S. economy (as measured by the Gross Domestic Product-GDP) increased 7.0% on an annualized basis for the fourth quarter of 2021. The current anticipated growth rate for all of 2022 is 3.5%, which is 0.2% lower than last month's 2022 full-year forecast. The U.S. unemployment rate for March 2022 was 3.6%. The Consumer Price Index (CPI) increased 8.5% for the twelve months ending March 2022. Prices were up in large part due to wages, food, and a significant increase in energy. U.S. consumer spending, as measured by Retail Sales, increased 6.6% over the past twelve months.



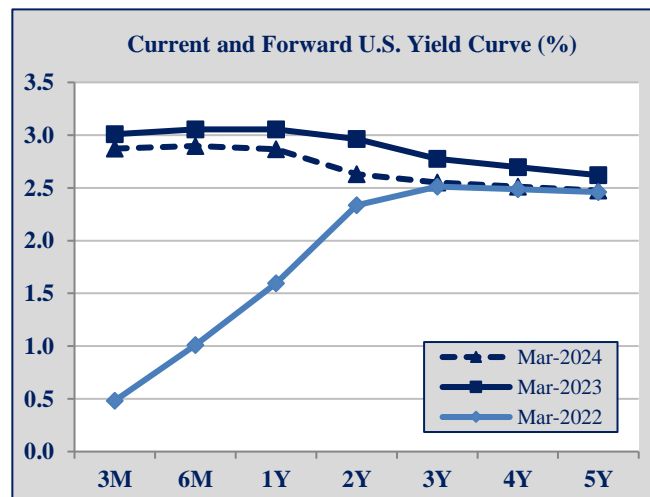
¹ Sources: Bloomberg Finance L.P.

The Federal Reserve raised the Fed Funds rate within the 0.25% and 0.50% range at its March 16, 2022 meeting. They stated, "Indicators of economic activity and employment have continued to strengthen. Job gains have been strong in recent months, and the unemployment rate has declined substantially. Inflation remains elevated, reflecting supply and demand imbalances related to the pandemic, higher energy prices, and broader price pressures." The FOMC also stated the the invasion of Ukraine by Russia "are likely to create additional upward pressure on inflation and weigh on economic activity."



CURRENT AND FORWARD INTEREST RATES

The current U.S. Treasury yield curve is a normal, upwardly sloping curve—giving longer term investors more yield as they realize more interest rate risk than shorter term investors. Forward yield curves, which are based upon the current rates, indicate higher short-term rates and lower long-term rates in the future.



COMPLIANCE

Investment transactions were executed in accordance with the California State Government Code and the City's Investment Policy. The City Treasurer believes the General Pool contains sufficient cash flow liquidity to meet the next six months of expected expenditures.

REVIEW AND MONITORING

FHN Financial Main Street Advisors, the City's investment advisor, currently monitors the Department's investment activities.

GENERAL POOL CHARACTERISTICS

The Office of Finance invests in a variety of fixed income securities in accordance with current policy and guidelines. The following table summarizes the key characteristics of the City's investment portfolios as of March 31, 2022.

Portfolio Funds	Amount of Funds at Market Value	Effective Yield	Average Weighted Maturity	Average Credit Rating
Core Portfolio	\$5,240,185,259	0.93%	101 Days	AA+
Reserve Portfolio	\$5,761,689,247	1.55%	2.8 Years	AA+
Extended Reserve Portfolio	\$2,680,796,613	1.18%	7.0 Years	AA+
General Pool	\$13,682,671,118	1.24%	2.7 Years	AA+

INVESTMENT PERFORMANCE¹

Month-End Book Yield (Annualized)

	Core	Reserve	Extended Reserve	General Pool
Month-End Book Yield	0.93%	1.55%	1.18%	1.24%
Benchmark	0.48%	0.56%	1.03%	0.62%
Variance	0.45%	0.99%	0.15%	0.62%

Total Return (Not Annualized)

	Core	Reserve	Extended Reserve	General Pool
Total Rate of Return	-0.04%	-1.83%	-3.61%	-1.49%
Benchmark Total Rate of Return	-0.03%	-1.84%	-3.61%	-1.49%
Variance	-0.01%	0.01%	0.00%	0.00%

¹ Performance, as measured by total rate of return, is calculated according to Global Investment Performance Standards, which is published by the CFA Institute and is widely accepted as the source of industry standard performance metrics. Section 2.A.1 states that total return, including realized and unrealized gains and losses must be used. Figures may not total due to rounding.

The City measures investment returns on a book yield and a total return basis. Book yield is measured primarily for budgetary purposes, while total return is used primarily to measure risk. Investment performance calculated on a book yield basis is measured to custom benchmarks using industry-recognized benchmarks. Investment performance calculated on a total return basis is measured to established industry-recognized benchmarks. The tables on the previous page summarize the March 31, 2022 portfolio book yield and total rate of return for the City's General Pool.

Market prices are provided by the City's custodian. Additional investment information may be found on pages 6 through 36 of this report.

The objective of the Core Portfolio is to preserve capital, maintain liquidity, and earn income. The 3-month T-bill index is the most appropriate available index to use. The Core Portfolio does not mirror the investments in the total return index due to limited (Thursday) maturities, and the large daily cash flows of the City, which require the placement, and subsequent maturity of securities daily.

Respectfully,

A handwritten signature in blue ink, appearing to read 'Diana Mangioglu', with a stylized, flowing script.

Diana Mangioglu
Director of Finance/City Treasurer

Attachments

cc: The Honorable Ron Galperin, City Controller
Andre Herndon, Mayor's Chief of Staff, Office of the Mayor
Jeanne Holm, Deputy Mayor of Budget and Innovation, Office of the Mayor
Matthew W. Szabo, City Administrative Officer
Investment Reports File
Chronofile

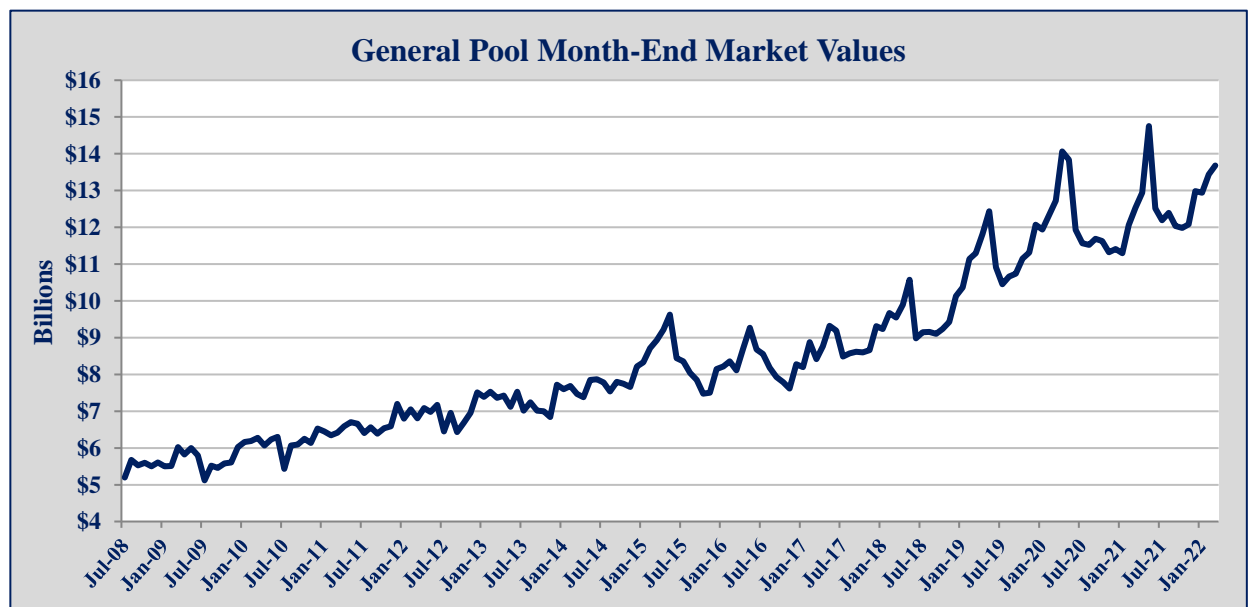
GENERAL POOL ASSET HOLDINGS

March 31, 2022

Description	Par Value	Market Value	Percent of Total	Average Days	Weighted Years
Bank Deposits*	\$10,000,000	\$10,000,000	0.07%	0	0.0
Money Market Funds	\$47,324,128	\$47,324,128	0.35%	0	0.0
L.A.I.F. (State of California)	\$4,002,433	\$4,002,433	0.03%	0	0.0
Subtotal: Cash and Overnight Invest.	\$61,326,561	\$61,326,561	0.45%	0	0.0
Commercial Paper	\$3,017,518,000	\$3,013,491,142	22.02%	58	0.2
Negotiable Certificates of Deposit	\$100,000,000	\$99,998,000	0.73%	6	0.0
Corporate Notes	\$254,000,000	\$254,532,890	1.86%	184	0.5
U.S. Agencies/Munis/Supras	\$185,700,000	\$185,858,515	1.36%	91	0.2
U.S. Treasuries	\$1,620,000,000	\$1,624,978,150	11.88%	179	0.5
Subtotal: Pooled Investments:	\$5,177,218,000	\$5,178,858,697	37.85%	102	0.3
Total Short-Term Core Portfolio:	\$5,238,544,561	\$5,240,185,259	38.30%	101	0.3
Money Market Funds	\$150,001	\$150,001	0.00%	0	0.0
Commercial Paper	\$0	\$0	0.00%	0	0.0
Negotiable Certificates of Deposit	\$0	\$0	0.00%	0	0.0
Corporate Notes	\$1,168,000,000	\$1,128,538,335	8.25%	1,098	3.0
Asset-Backed Securities	\$210,643,947	\$205,107,561	1.50%	1,473	4.0
U.S. Agencies/Munis/Supras	\$557,700,000	\$531,483,713	3.88%	1,431	3.9
U.S. Treasuries	\$6,840,000,000	\$6,577,206,250	48.07%	1,592	4.4
Total Long-Term Reserve Portfolios:	\$8,776,493,948	\$8,442,485,860	61.70%	1,513	4.1
Total Cash and Pooled Investments:	\$14,015,038,509	\$13,682,671,118	100.00%	972	2.7

*Collected Balance for Wells Fargo Active Accounts.

Figures may not total due to rounding.



GENERAL POOL LIQUIDITY SCHEDULE

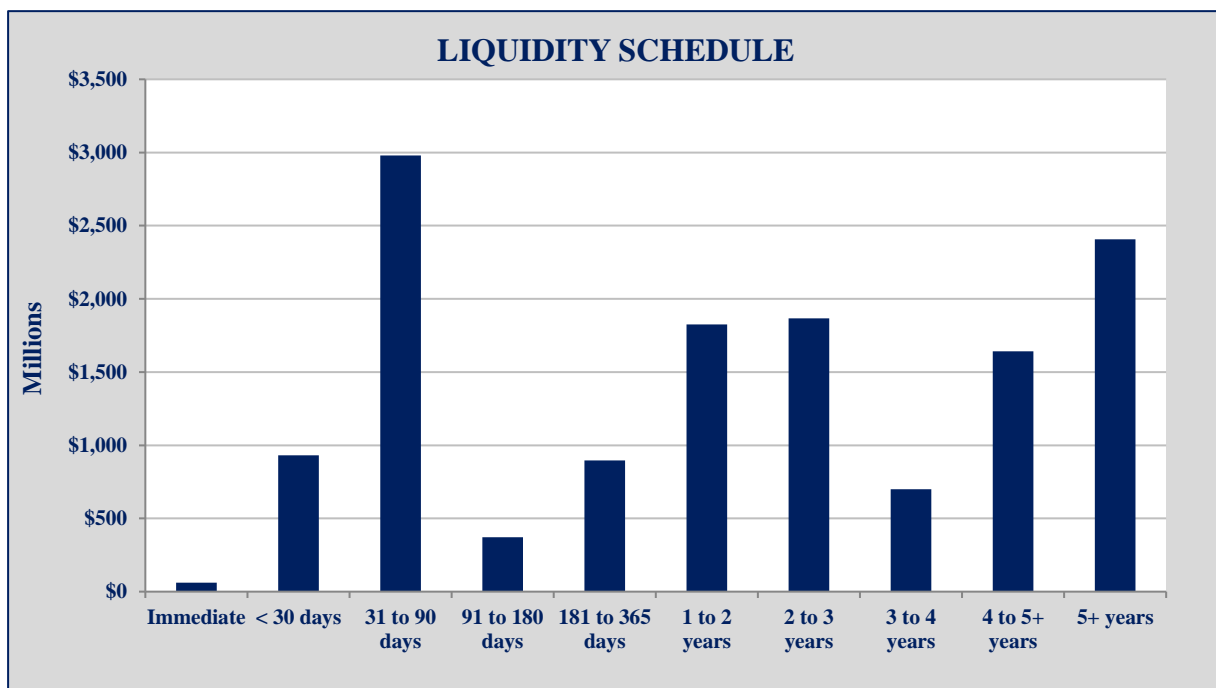
March 31, 2022

	Availability	Market Value	Cumulative	Cumulative Percent of Total Investments
<u>Description</u>				
L.A.I.F. (State of California)	Immediate	\$4,002,433	\$4,002,433	0.03%
Money Market Funds	Immediate	\$47,474,129	\$51,476,562	0.38%
Bank Deposits*	Immediate	\$10,000,000	\$61,476,562	0.45%
Subtotal		\$61,476,562		
Pooled Investments Maturing:				
	< 30 days**	\$932,209,251	\$993,685,813	7.26%
	31 to 90 days	\$2,979,454,127	\$3,973,139,939	29.04%
	91 to 180 days	\$371,016,500	\$4,344,156,439	31.75%
	181 to 365 days	\$896,178,820	\$5,240,335,259	38.30%
	1 to 2 years	\$1,825,330,450	\$7,065,665,709	51.64%
	2 to 3 years	\$1,867,687,616	\$8,933,353,325	65.29%
	3 to 4 years	\$700,153,895	\$9,633,507,220	70.41%
	4 to 5 years	\$1,641,719,186	\$11,275,226,406	82.41%
	5+ years	\$2,407,444,713	\$13,682,671,118	100.00%
Total Cash and Pooled Investments		\$13,682,671,118		

*Collected Balance for Wells Fargo Active Accounts.

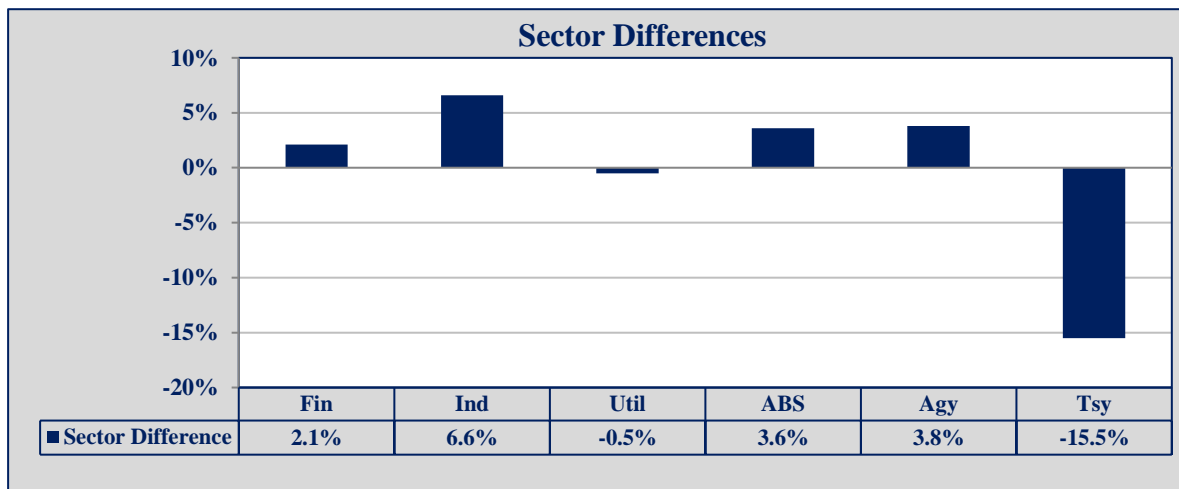
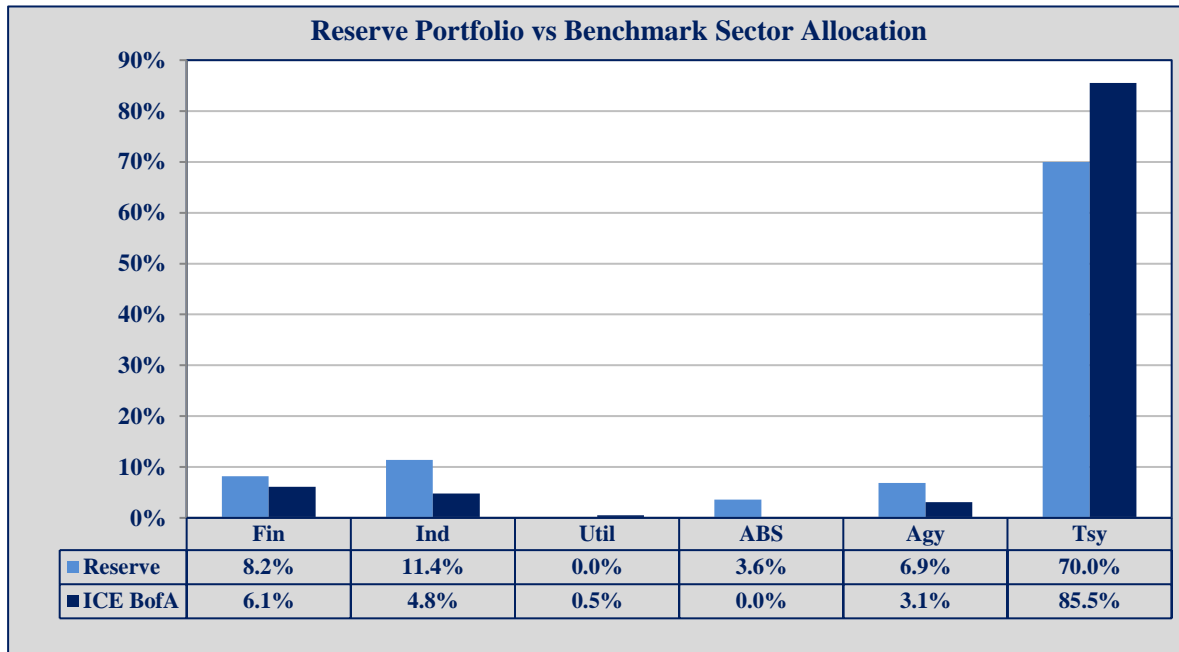
**Excludes Immediately Available Funds.

Figures may not total due to rounding.



RESERVE PORTFOLIO SECTOR ALLOCATION

March 31, 2022

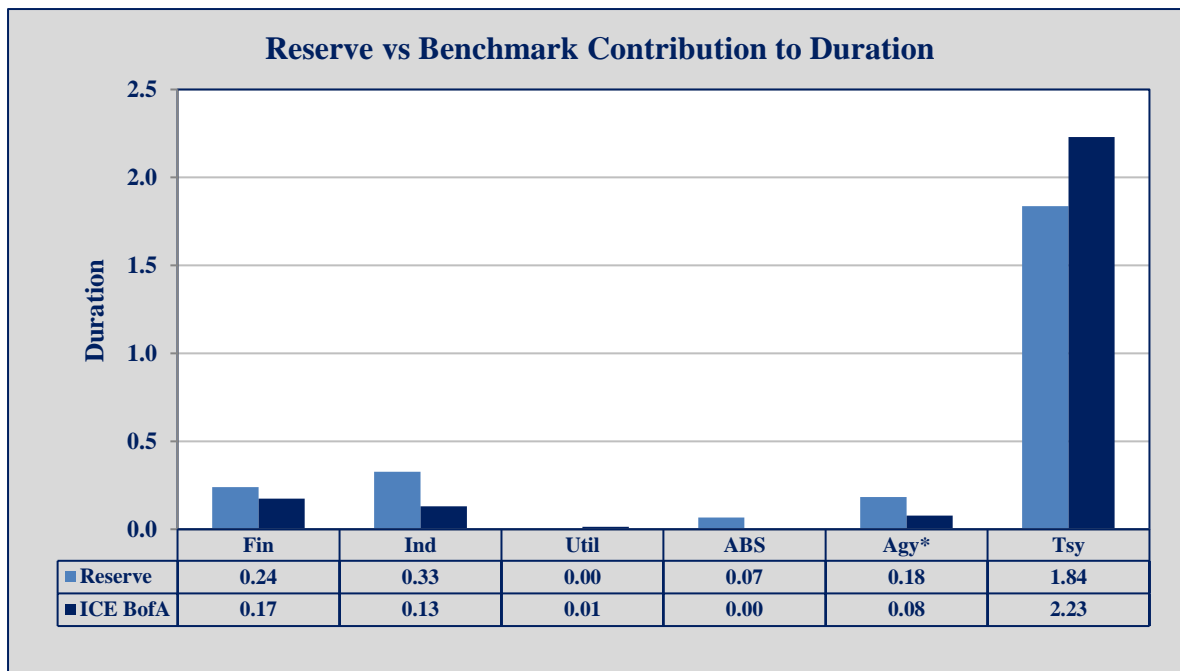
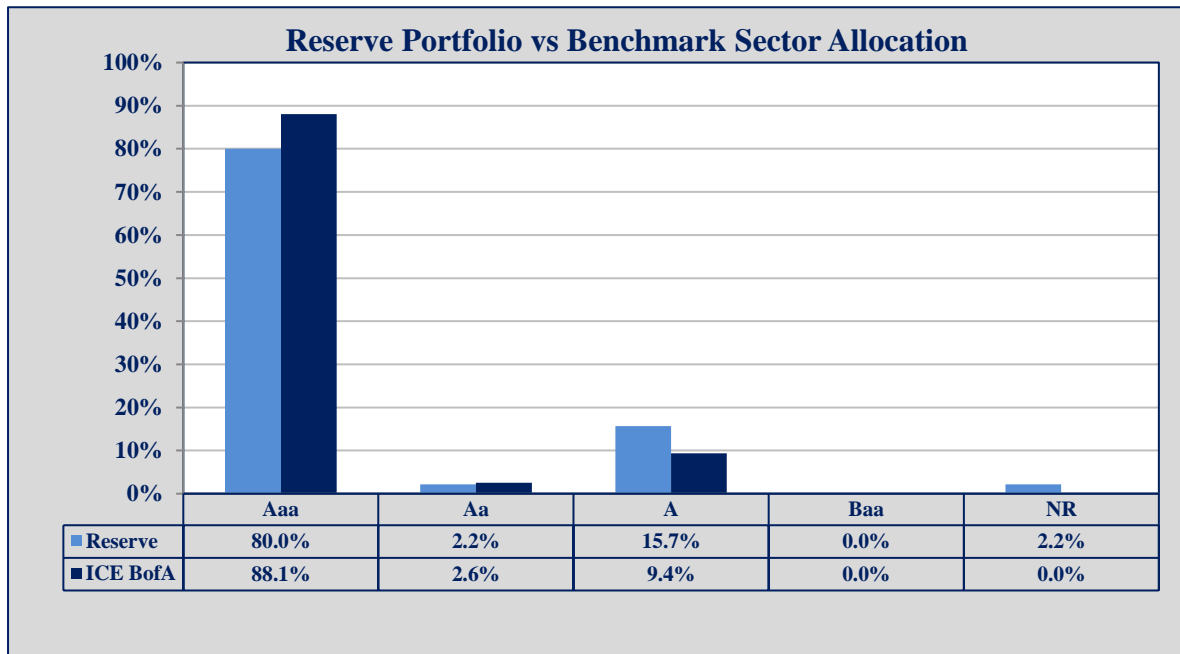


Sector Allocation Chart - Highlights the portfolio differences versus the benchmark with respect to the percentage of assets in each sector.

Fin – Financial Services
 Ind – Industrial
 Util – Utilities
 ABS – Asset Backed Securities
 Agy – Government Agencies, Municipalities, and Supranationals
 Tsy – Treasury Notes and Bonds
 ICE BofA - ICE BofA Indices

RESERVE CREDIT RATINGS and DURATION

March 31, 2022



*Includes Government Agencies, Municipalities, and Supranationals

Credit Ratings Chart – Highlights the portfolio differences versus the benchmark with respect to percentage of assets in each of the Moody's Credit Ratings allocations. Figures may not total due to rounding.

Contribution to Duration Chart – Highlights the portfolio differences versus the benchmark based on the contribution to the overall portfolio duration. This measure explains the sensitivity of each sector to changes in interest rates.

BOOK YIELD PERFORMANCE

March 31, 2022

	1 Month	3 Months	FYTD	1 Year	3 Years	5 Years
Core Portfolio	0.93%	0.87%	0.76%	0.67%	1.05%	1.27%
60 Day CP/30 Day Agy Benchmark*	0.48%	0.27%	0.14%	0.12%	0.74%	1.15%
Variance	0.45%	0.60%	0.62%	0.55%	0.31%	0.12%

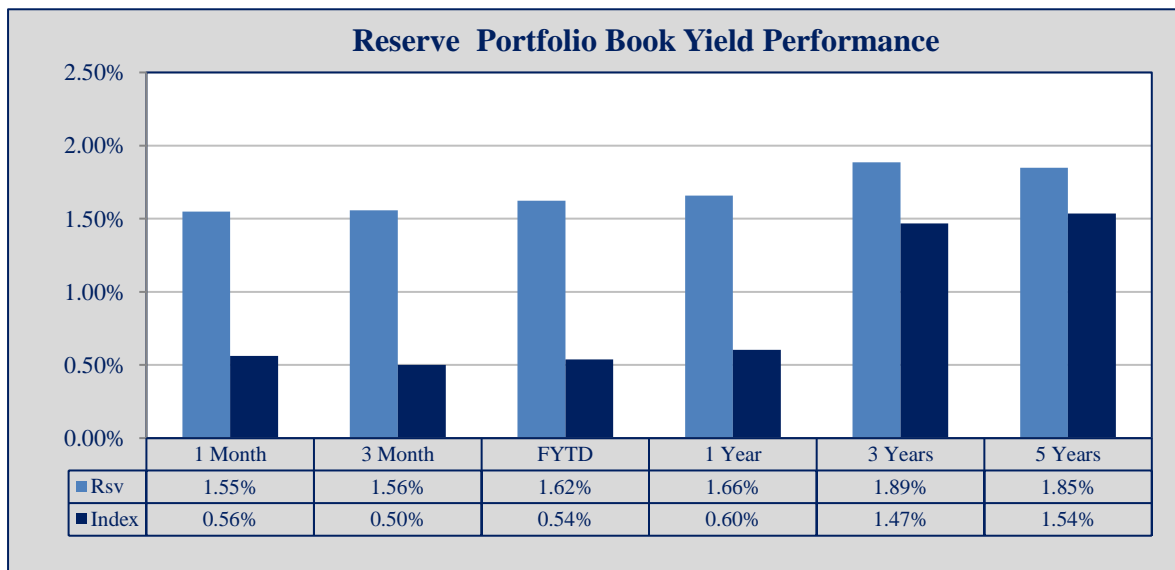
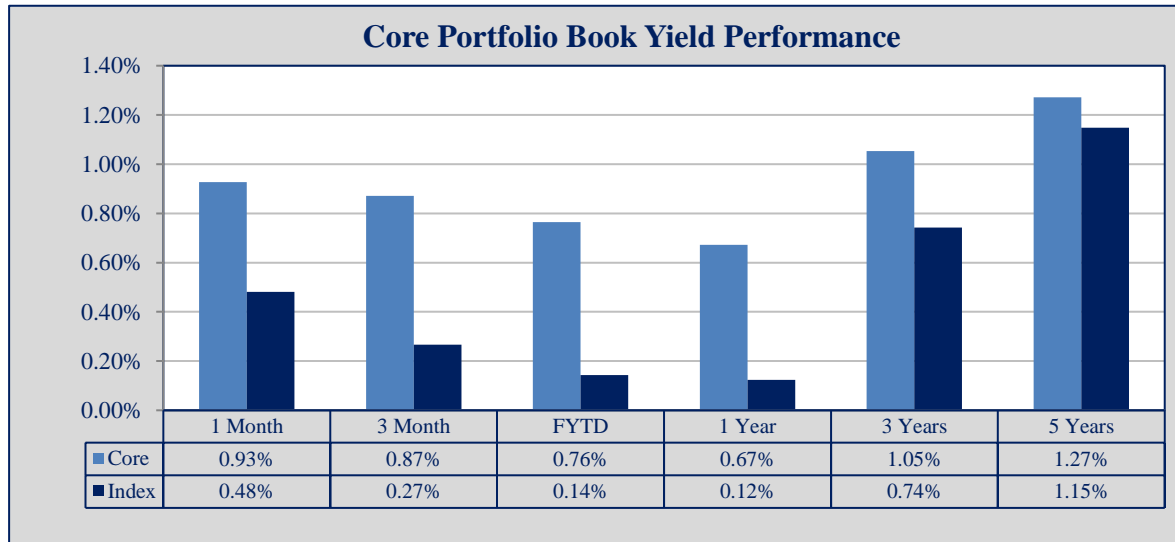
	1 Month	3 Months	FYTD	1 Year	3 Years	5 Years
Reserve Portfolio	1.55%	1.56%	1.62%	1.66%	1.89%	1.85%
1-5 Year Govt/Corp Index**	0.56%	0.50%	0.54%	0.60%	1.47%	1.54%
Variance	0.99%	1.06%	1.08%	1.05%	0.42%	0.31%

All yields are annualized. Figures may not total due to rounding.

*Monthly Benchmark is measured using a 30 day moving average of customized Bloomberg Indices.

**Monthly Benchmark is measuring using a 24 Month Moving Average of ICE BofA Indices.

Note: All yields greater than 1 month are the average yields for the respective time period.



BOOK YIELD PERFORMANCE

March 31, 2022

	1 Month	3 Months	FYTD	1 Year	3 Years	5 Years
Extended Reserve Portfolio	1.18%	1.15%	1.09%	1.06%	0.00%	0.00%
5-10 Year US Treasury Index*	1.03%	0.98%	0.90%	0.87%	0.00%	0.00%
Variance	0.16%	0.17%	0.19%	0.19%	N/A	N/A

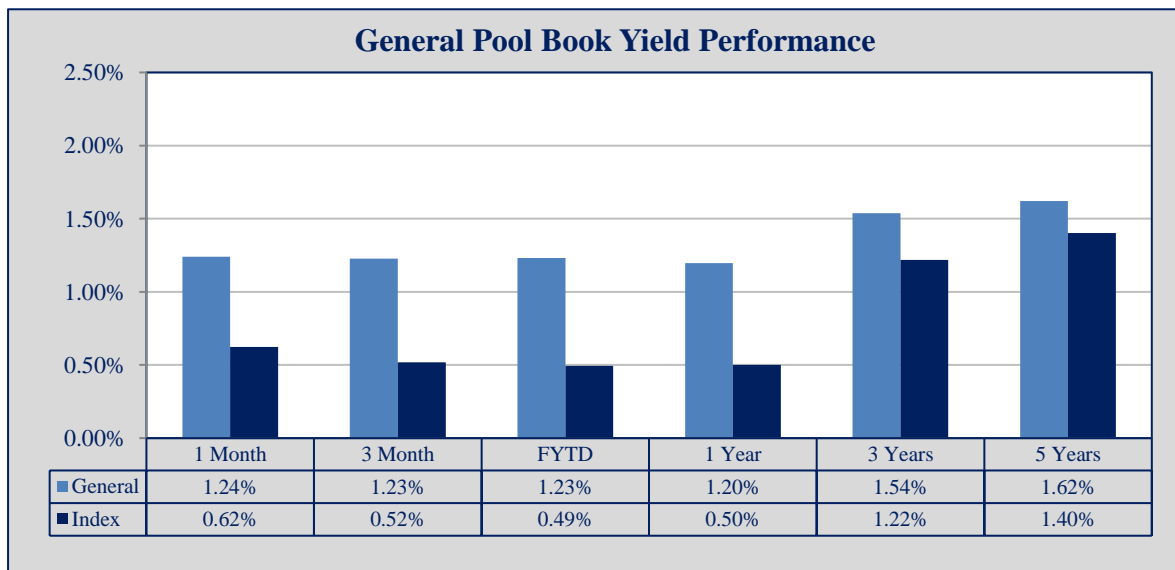
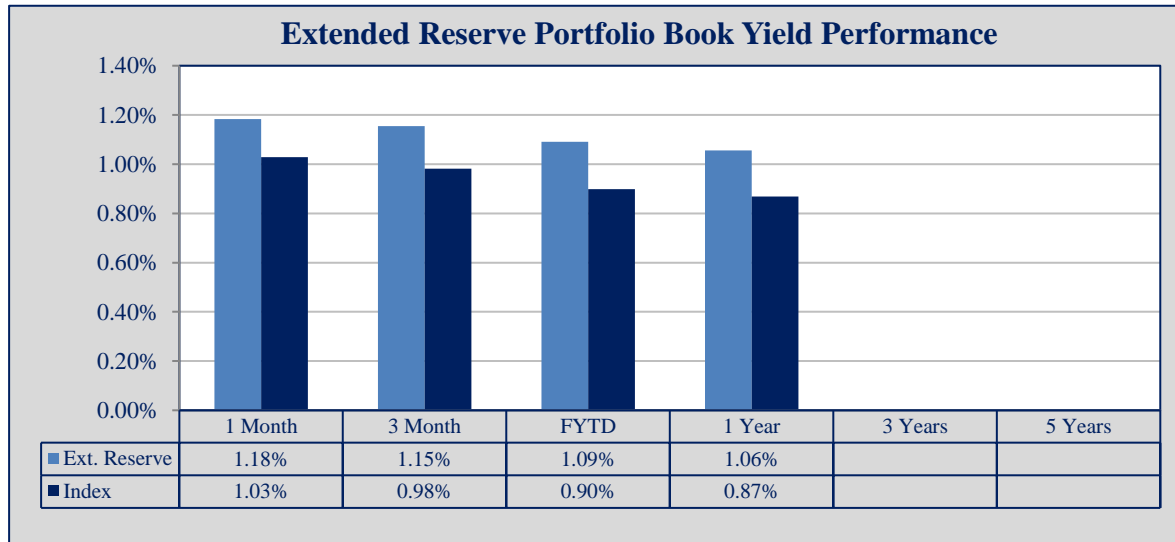
	1 Month	3 Months	FYTD	1 Year	3 Years	5 Years
General Pool	1.24%	1.23%	1.23%	1.20%	1.54%	1.62%
Weighted Benchmark**	0.62%	0.52%	0.49%	0.50%	1.22%	1.40%
Variance	0.62%	0.71%	0.74%	0.70%	0.32%	0.22%

All returns are annualized. Figures may not total due to rounding.

*Monthly Benchmark is measuring using a 30 Month Moving Average of ICE BofA Indices.

**The Weighted Benchmark uses the actual weight of the Core, Reserve, and Extended Reserve portfolio for the month.

Note: All yields greater than 1 month are the average yields for the respective time period.



TOTAL RETURN PERFORMANCE

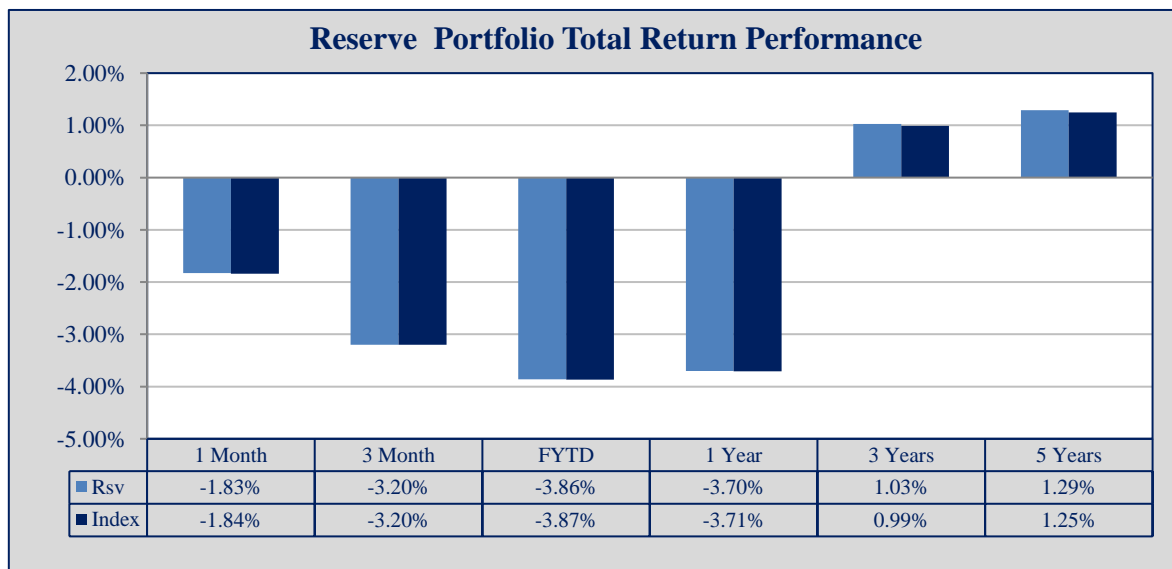
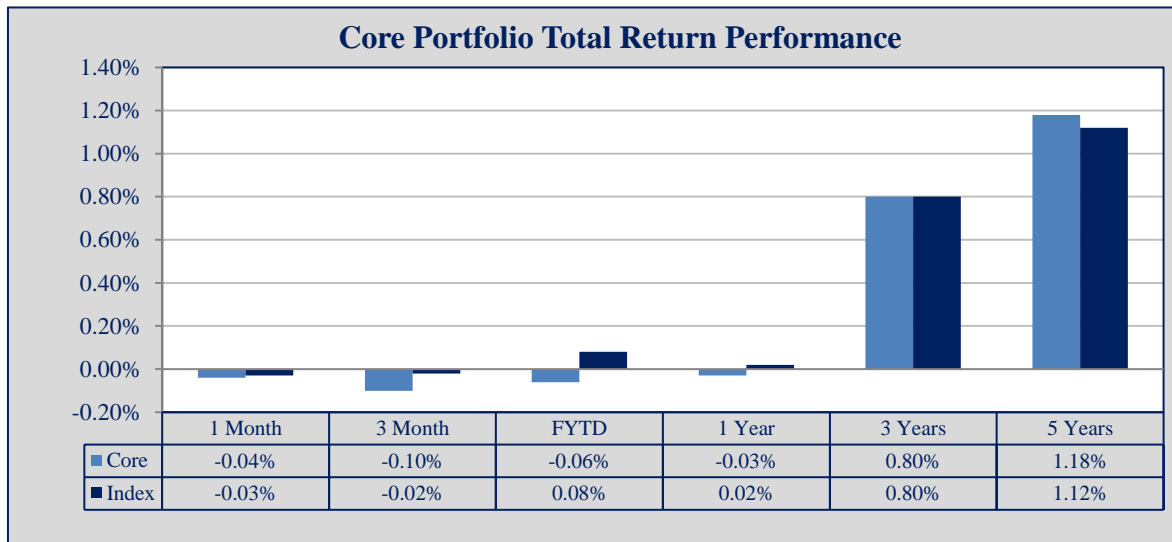
March 31, 2022

	1 Month	3 Months	FYTD	1 Year	3 Years	5 Years
Core Portfolio	-0.04%	-0.10%	-0.06%	-0.03%	0.80%	1.18%
3 Month Treasury Bill Index*	-0.03%	-0.02%	0.08%	0.02%	0.80%	1.12%
Variance	-0.01%	-0.08%	-0.14%	-0.05%	0.00%	0.06%

	1 Month	3 Months	FYTD	1 Year	3 Years	5 Years
Reserve Portfolio	-1.83%	-3.20%	-3.86%	-3.70%	1.03%	1.29%
1-5 Year Govt/Corp Index*	-1.84%	-3.20%	-3.87%	-3.71%	0.99%	1.25%
Variance	0.01%	0.00%	0.01%	0.01%	0.04%	0.04%

1Y, 3Y, 5Y returns are annualized rates of return. Figures may not total due to rounding.

*Performance is measured using ICE BofA Indices.



TOTAL RETURN PERFORMANCE

March 31, 2022

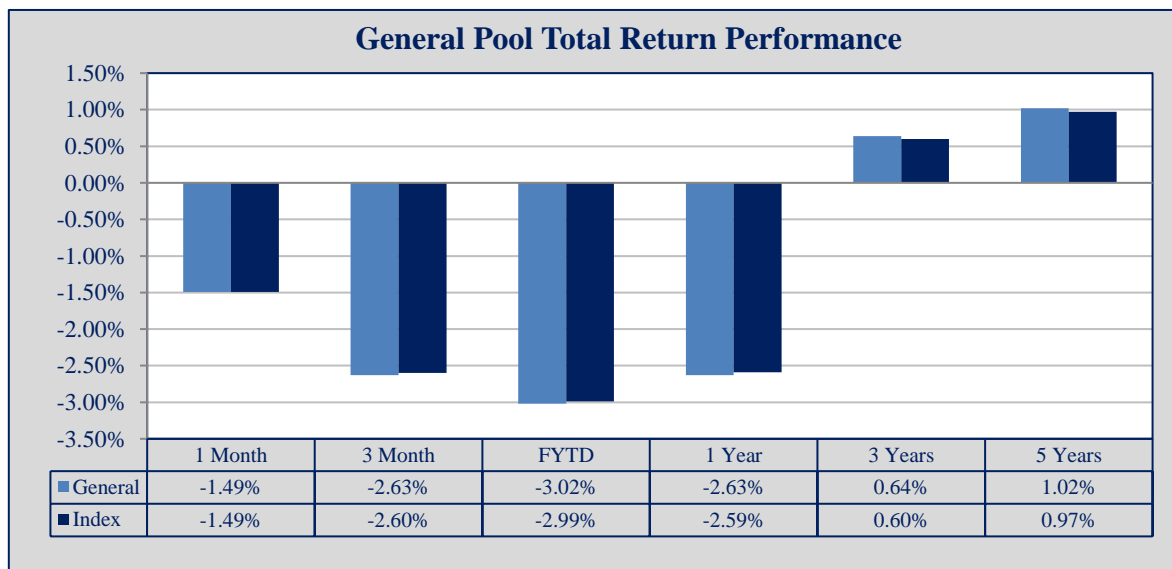
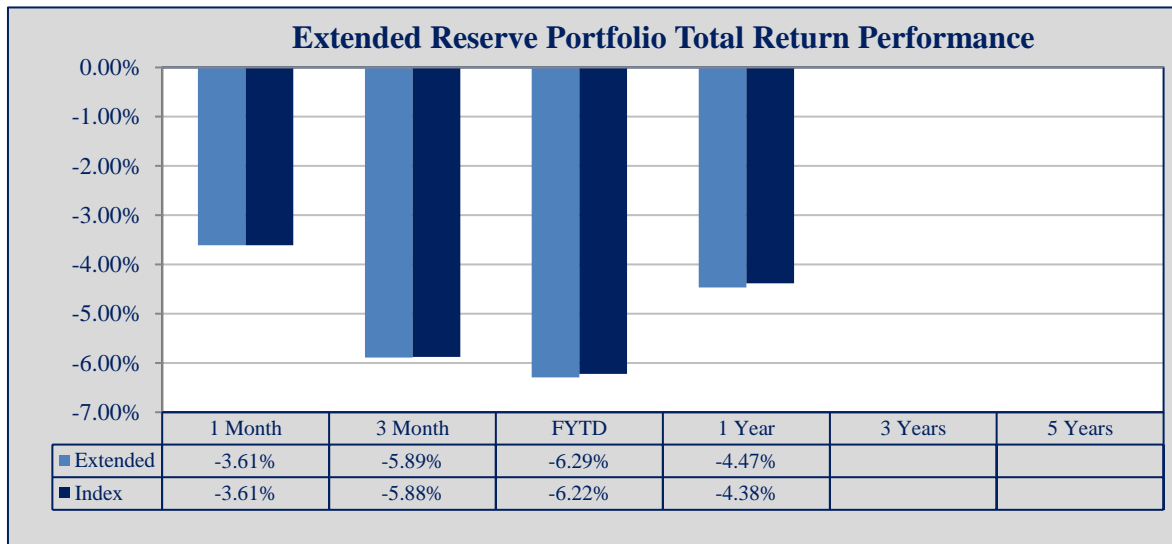
	1 Month	3 Months	FYTD	1 Year	3 Years	5 Years
Extended Reserve Portfolio	-3.61%	-5.89%	-6.29%	-4.47%	N/A	N/A
5-10 Year Treasury Index*	-3.61%	-5.88%	-6.22%	-4.38%	N/A	N/A
Variance	0.00%	-0.01%	-0.07%	-0.09%	N/A	N/A

	1 Month	3 Months	FYTD	1 Year	3 Years	5 Years
General Pool	-1.49%	-2.63%	-3.02%	-2.63%	0.64%	1.02%
General Portfolio Weighted Index**	-1.49%	-2.60%	-2.99%	-2.59%	0.60%	0.97%
Variance	0.00%	-0.03%	-0.03%	-0.04%	0.04%	0.05%

1Y, 3Y, 5Y returns are annualized rates of return. Figures may not total due to rounding.

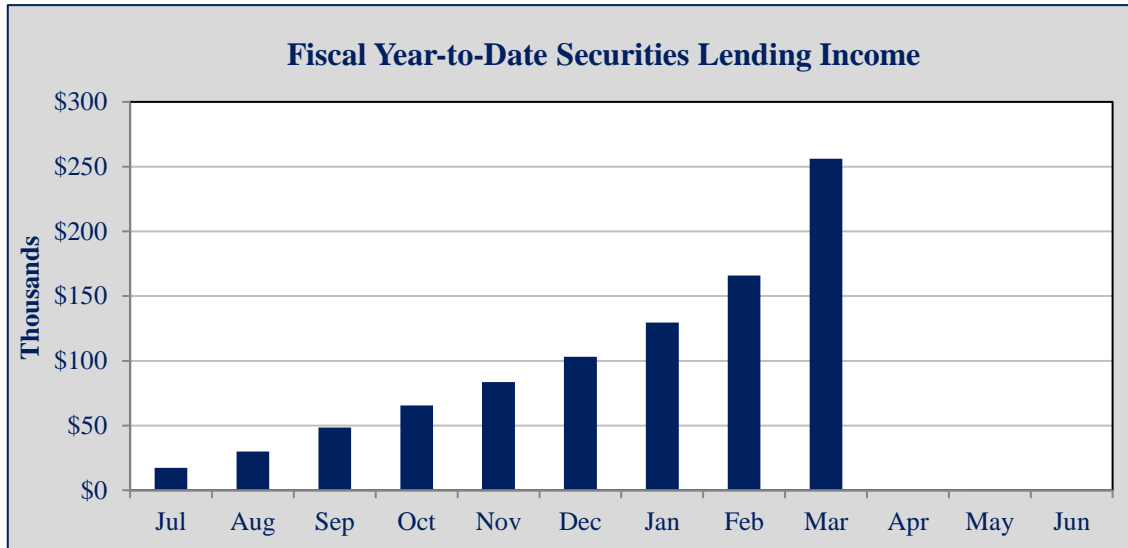
*Performance is measured using ice BofA Indices

**Performance is measured using BofA Indices taking into account Core, Reserve, and Extended Reserve Monthly Weightings



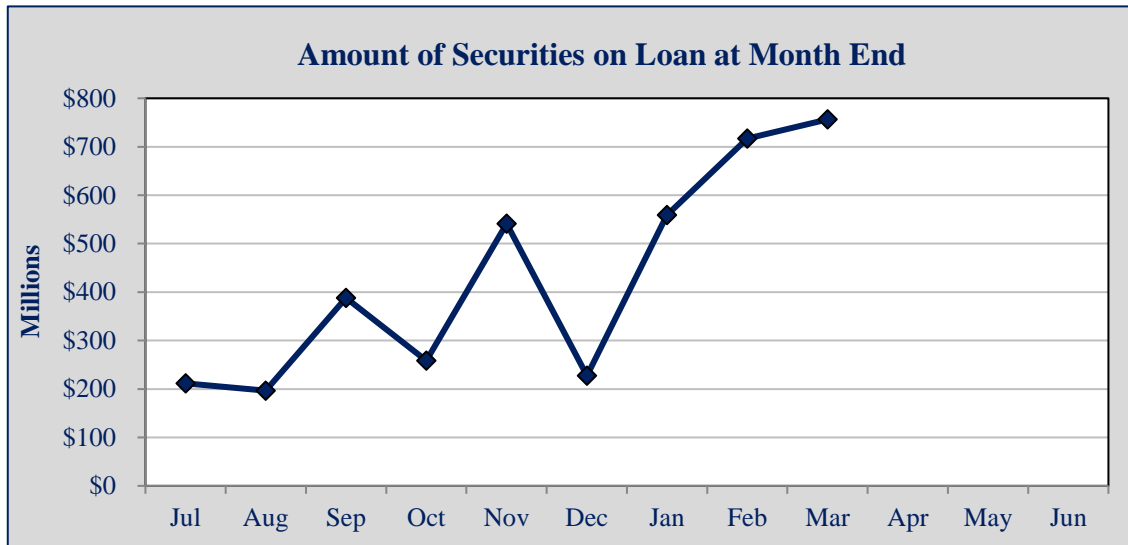
SECURITIES LENDING INFORMATION

March 31, 2022



	Jul	Aug	Sep	Oct	Nov	Dec	Jan	Feb	Mar	Apr	May	Jun
Monthly*	\$17	\$13	\$18	\$17	\$18	\$20	\$26	\$36	\$90			
FYTD*	\$17	\$30	\$48	\$65	\$84	\$103	\$129	\$166	\$256			

*Amounts in Thousands



	Jul	Aug	Sep	Oct	Nov	Dec	Jan	Feb	Mar	Apr	May	Jun
Monthly*	\$212	\$197	\$388	\$259	\$541	\$227	\$559	\$717	\$756			

*Amounts in Millions

Bank of New York Mellon is the securities lending agent for the City. Figures may not total due to rounding.

Portfolio: Core 9218-1

Date: 3/31/22

Issuer	Coupon	Maturity	Type	S&P	Moody's	CUSIP	Par Value	Original Cost	MV w/o Accrued*	Accr Income	Yld Mat
Wells Fargo Bank		4/1/2022	Bank				10,000,000	10,000,000	10,000,000		
Treasury Plus Money Market	0.140	4/1/2022	MMF	AAAm	Aaa-mf	94975H312	46,924,128	46,924,128	46,924,128	1,602	0.140
Bk of New York Mellon - Sweep	0.130	4/1/2022	MMF	AAAm	Aaa-mf		400,001	400,001	400,001	21	0.132
LAIF	0.365	4/1/2022	LAIF	NR	NR	SYS34208	1,000,406	1,000,406	1,000,406	2,618	0.365
LAIF	0.365	4/1/2022	LAIF	NR	NR	SYS50078	1,001,018	1,001,018	1,001,018	2,619	0.365
LAIF	0.365	4/1/2022	LAIF	NR	NR	SYS50080	1,000,743	1,000,743	1,000,743	2,619	0.365
LAIF	0.365	4/1/2022	LAIF	NR	NR	SYS50081	1,000,265	1,000,265	1,000,265	2,618	0.365
Canadian Imperial Bank	0.000	4/1/2022	CP	A-1	P-1	13609CD16	62,000,000	61,955,980	61,999,449	0	0.185
Canadian Imperial Bank	0.000	4/1/2022	CP	A-1	P-1	13609CD16	41,000,000	40,999,658	40,999,636	0	0.308
Koch Industries	0.000	4/1/2022	CP	A-1+	P-1	50000ED19	55,150,000	55,132,597	55,149,569	0	0.165
State of California	2.367	4/1/2022	Muni	AA-	Aa2	13063DAD0	5,000,000	5,000,000	5,000,000	59,175	2.367
State of California	2.367	4/1/2022	Muni	AA-	Aa2	13063DAD0	15,000,000	15,001,532	15,000,000	177,525	2.357
Prudential Funding	0.000	4/4/2022	CP	A-1+	P-1	74433HD43	41,000,000	40,998,975	40,998,975	0	0.304
FNMA Note	1.875	4/5/2022	Agy	AA+	Aaa	3135G0T45	10,000,000	9,990,895	10,001,900	91,667	1.966
FNMA Note	1.875	4/5/2022	Agy	AA+	Aaa	3135G0T45	15,000,000	14,986,342	15,002,850	137,500	1.966
Landesbank Baden-Wurt	0.000	4/6/2022	CP	NR	P-1	5148X1D67	30,936,000	30,920,584	30,934,216	0	0.237
Toronto Dominion	0.200	4/6/2022	CD	A-1+	P-1	89114WNN1	100,000,000	100,000,000	99,998,000	55,000	0.203
Landesbank Baden-Wurt	0.000	4/7/2022	CP	NR	P-1	5148X1D75	52,666,000	52,648,591	52,662,416	0	0.175
Sumitomo Mitsui	0.000	4/8/2022	CP	A-1	P-1	86563HD80	42,000,000	41,988,963	41,996,985	0	0.442
UnitedHealth Group	0.000	4/8/2022	CP	A-1	P-2	91058UD83	73,487,000	73,461,280	73,480,141	0	0.617
Landesbank Baden-Wurt	0.000	4/14/2022	CP	NR	P-1	5148X1DE0	96,784,000	96,728,215	96,769,359	0	0.257
Landesbank Baden-Wurt	0.000	4/19/2022	CP	NR	P-1	5148X1DK6	26,137,000	26,127,003	26,131,234	0	0.175
Mizuho Bank	0.000	4/19/2022	CP	A-1	P-1	60689GDK9	30,000,000	29,984,558	29,992,622	0	0.561
Landesbank Baden-Wurt	0.000	4/21/2022	CP	NR	P-1	5148X1DM2	36,000,000	35,987,120	35,990,991	0	0.473
U.S. Treasury Bill	0.000	4/28/2022	Tsy	A-1+	P-1	912796P37	50,000,000	49,991,158	49,995,000	0	0.055
Landesbank Baden-Wurt	0.000	4/29/2022	CP	NR	P-1	5148X1DV2	50,000,000	49,963,833	49,980,909	0	0.288
U.S. Treasury Note	1.875	4/30/2022	Tsy	AA+	Aaa	912828X47	25,000,000	25,009,570	25,031,250	196,823	1.836
U.S. Treasury Note	1.875	4/30/2022	Tsy	AA+	Aaa	912828X47	40,000,000	39,921,763	40,050,000	314,917	2.074
U.S. Treasury Note	1.875	4/30/2022	Tsy	AA+	Aaa	912828X47	35,000,000	34,936,795	35,043,750	275,552	2.073
Natl Securities Clearing	0.000	5/2/2022	CP	A-1+	P-1	63763QE29	40,032,000	40,000,341	40,016,521	0	0.401
Pepsico	2.250	5/2/2022	Corp	A+	A1	713448DT2	15,000,000	14,994,378	15,003,750	139,688	2.290
Sumitomo Mitsui	0.000	5/3/2022	CP	A-1	P-1	86563HE30	14,457,000	14,447,105	14,448,876	0	0.288
Sumitomo Mitsui	0.000	5/3/2022	CP	A-1	P-1	86563HE30	15,836,000	15,822,104	15,827,101	0	0.401
BNP Paribas	0.000	5/4/2022	CP	A-1	P-1	09659CE46	125,000,000	124,898,889	124,939,320	0	0.288
ING	0.000	5/5/2022	CP	A-1	P-1	4497W1E51	40,700,000	40,663,913	40,681,521	0	0.391

*MV w/o Accrued includes the Bank of New York Mellon accrued interest for treasury bills, discount notes, and commercial paper. Original Cost does not include accrued interest.

Portfolio: Core 9218-1 (Cont.)

Issuer	Coupon	Maturity	Type	S&P	Moody's	CUSIP	Par Value	Original Cost	MV w/o Accrued*	Accr Income	Yld Mat
BNP Paribas	0.000	5/9/2022	CP	A-1	P-1	09659CE95	100,000,000	99,915,222	99,941,067	0	0.288
Apple	2.300	5/11/2022	Corp	AA+	Aaa	037833CQ1	10,000,000	9,996,608	10,005,800	89,444	2.336
Intel	2.350	5/11/2022	Corp	A+	A1	458140BB5	15,000,000	14,998,256	15,004,200	137,083	2.362
United Parcel	2.350	5/16/2022	Corp	A-	A2	911312BC9	10,000,000	9,997,274	10,008,100	88,125	2.378
JPMorgan Securies	0.000	5/17/2022	CP	A-1	P-1	46640QEH0	42,538,000	42,492,508	42,504,401	0	0.515
Sumitomo Mitsui	0.000	5/18/2022	CP	A-1	P-1	86563HEJ5	50,000,000	49,953,333	49,954,800	0	0.329
Sumitomo Mitsui	0.000	5/18/2022	CP	A-1	P-1	86563HEJ5	56,000,000	55,946,613	55,949,376	0	0.340
US Bank	2.650	5/23/2022	Corp	AA-	A1	90331HPC1	10,000,000	9,996,516	10,010,200	94,222	2.686
Sumitomo Mitsui	0.000	5/27/2022	CP	A-1	P-1	86563HET3	41,100,000	41,049,036	41,053,341	0	0.494
U.S. Treasury Note	1.750	5/31/2022	Tsy	AA+	Aaa	912828XR6	80,000,000	79,992,438	80,177,600	469,231	1.759
Landesbank Baden-Wurt	0.000	6/1/2022	CP	NR	P-1	5148X1F16	73,587,000	73,481,035	73,496,386	0	0.556
Landesbank Baden-Wurt	0.000	6/1/2022	CP	NR	P-1	5148X1F16	135,103,000	134,904,924	134,936,636	0	0.597
Mizuho Bank	0.000	6/1/2022	CP	A-1	P-1	60689GF19	21,291,000	21,258,576	21,265,149	0	0.664
Sumitomo Mitsui	0.000	6/1/2022	CP	A-1	P-1	86563HF13	49,578,000	49,519,388	49,514,388	0	0.391
Toyota	0.000	6/1/2022	CP	A-1+	P-1	89233HF17	38,750,000	38,700,917	38,695,944	0	0.412
FHLB DN	0.000	6/1/2022	Agy	A-1+	P-1	313385XN1	45,700,000	45,672,809	45,652,015	0	0.324
Mizuho Bank	0.000	6/2/2022	CP	A-1	P-1	60689GF27	25,000,000	24,968,198	24,968,850	0	0.664
Mizuho Bank	0.000	6/14/2022	CP	A-1	P-1	60689GFE1	33,090,000	33,011,025	33,034,850	0	0.922
Mizuho Bank	0.000	6/15/2022	CP	A-1	P-1	60689GFF8	25,428,000	25,367,312	25,384,679	0	0.922
Mizuho Bank	0.000	6/15/2022	CP	A-1	P-1	60689GFF8	57,918,000	57,775,860	57,819,327	0	0.979
Mizuho Bank	0.000	6/15/2022	CP	A-1	P-1	60689GFF8	60,000,000	59,849,850	59,897,780	0	1.020
FFCB Note	1.630	6/15/2022	Agy	AA+	Aaa	3133ELDK7	25,000,000	24,999,492	25,044,000	119,986	1.632
Truist Financial Corp	3.050	6/20/2022	Corp	A-	A3	05531FBG7	12,000,000	11,999,892	12,027,720	102,683	3.050
ING	0.000	6/23/2022	CP	A-1	P-1	4497W1FP6	250,000,000	249,627,431	249,441,168	0	0.299
JPMorgan Securies	0.000	6/23/2022	CP	A-1	P-1	46640QFP1	123,550,000	123,304,959	123,283,626	0	0.618
Landesbank Baden-Wurt	0.000	6/23/2022	CP	NR	P-1	5148X1FP3	60,000,000	59,900,600	59,876,240	0	0.432
Mizuho Bank	0.000	6/23/2022	CP	A-1	P-1	60689GFP6	150,000,000	149,757,188	149,696,900	0	0.324
Mizuho Bank	0.000	6/23/2022	CP	A-1	P-1	60689GFP6	125,000,000	124,799,844	124,747,416	0	0.324
Royal Bank of Canada	0.000	6/23/2022	CP	A-1+	P-1	78015DFP0	200,000,000	199,691,667	199,540,800	0	0.309
Sumitomo Mitsui	0.000	6/23/2022	CP	A-1	P-1	86563HFP0	116,000,000	115,739,516	115,752,610	0	0.968
Sumitomo Mitsui	0.000	6/23/2022	CP	A-1	P-1	86563HFP0	135,400,000	135,118,669	135,111,236	0	0.731
Toyota	0.000	6/23/2022	CP	A-1+	P-1	89233HFP4	175,000,000	174,686,944	174,624,333	0	0.577
U.S. Treasury Bill	0.000	6/23/2022	Tsy	A-1+	P-1	912796R43	250,000,000	249,817,708	249,730,000	0	0.154
U.S. Treasury Note	1.750	6/30/2022	Tsy	AA+	Aaa	912828XW5	65,000,000	64,933,404	65,193,050	285,946	1.854
U.S. Treasury Note	1.750	6/30/2022	Tsy	AA+	Aaa	912828XW5	65,000,000	65,262,828	65,193,050	285,946	1.342
PNC Bank	2.450	7/28/2022	Corp	A	A2	69353RFE3	20,000,000	19,999,642	20,059,200	85,750	2.452

*MV w/o Accrued includes the Bank of New York Mellon accrued interest for treasury bills, discount notes, and commercial paper. Original Cost does not include accrued interest.

Portfolio: Core 9218-1 (Cont.)

Issuer	Coupon	Maturity	Type	S&P	Moody's	CUSIP	Par Value	Original Cost	MV w/o Accrued*	Accr Income	Yld Mat
U.S. Treasury Note	1.875	7/31/2022	Tsy	AA+	Aaa	9128282P4	50,000,000	50,021,152	50,181,500	155,387	1.832
Procter & Gamble	2.150	8/11/2022	Corp	AA-	Aa3	742718EU9	10,000,000	9,997,242	10,029,600	29,861	2.179
U.S. Treasury Note	1.500	8/15/2022	Tsy	AA+	Aaa	912828YA2	70,000,000	70,038,101	70,169,400	130,525	1.442
Philip Morris	2.375	8/17/2022	Corp	A	A2	718172CA5	10,000,000	9,991,100	10,024,000	29,028	2.469
Bank of New York Mellon	1.950	8/23/2022	Corp	A	A1	06406RAK3	10,000,000	9,998,957	10,023,300	20,583	1.961
U.S. Treasury Note	1.625	8/31/2022	Tsy	AA+	Aaa	9128282S8	40,000,000	39,965,313	40,115,600	56,522	1.713
U.S. Treasury Note	1.875	8/31/2022	Tsy	AA+	Aaa	912828L24	50,000,000	50,130,780	50,203,000	81,522	1.610
FNMA Note	1.375	9/6/2022	Agy	AA+	Aaa	3135G0W33	25,000,000	24,972,933	25,045,750	23,872	1.492
IADB Note	1.750	9/14/2022	Supra	AAA	Aaa	4581X0CZ9	20,000,000	19,986,546	20,004,000	16,528	1.821
Public Storage	2.370	9/15/2022	Corp	A	A2	74460DAB5	5,000,000	5,000,000	5,011,150	5,267	2.390
U.S. Treasury Note	1.500	9/15/2022	Tsy	AA+	Aaa	912828YF1	60,000,000	59,964,301	60,150,000	41,576	1.563
FNMA Note	2.000	10/5/2022	Agy	AA+	Aaa	3135G0T78	15,000,000	14,998,151	15,064,800	146,667	2.013
FNMA Note	2.000	10/5/2022	Agy	AA+	Aaa	3135G0T78	10,000,000	9,998,767	10,043,200	97,778	2.013
U.S. Treasury Note	2.000	10/31/2022	Tsy	AA+	Aaa	9128283C2	50,000,000	49,997,251	50,230,500	419,890	2.005
U.S. Treasury Note	2.000	10/31/2022	Tsy	AA+	Aaa	9128283C2	90,000,000	90,411,225	90,414,900	755,801	1.540
Philip Morris	2.500	11/2/2022	Corp	A	A2	718172CD9	20,000,000	19,984,175	20,086,400	206,944	2.586
U.S. Treasury Note	1.625	11/15/2022	Tsy	AA+	Aaa	912828TY6	75,000,000	75,017,106	75,170,250	461,240	1.601
Caterpillar	1.950	11/18/2022	Corp	A	A2	14913Q3C1	10,000,000	9,998,438	10,031,600	72,042	1.966
Caterpillar	2.550	11/29/2022	Corp	A	A2	14913Q2E8	15,000,000	14,997,487	15,135,150	129,625	2.567
U.S. Treasury Note	2.000	11/30/2022	Tsy	AA+	Aaa	912828M80	60,000,000	59,940,469	60,271,800	402,198	2.101
MUFG Union Bank	2.100	12/9/2022	Corp	A	A2	90520EAK7	12,000,000	12,000,000	12,016,920	78,400	2.099
U.S. Treasury Note	1.625	12/15/2022	Tsy	AA+	Aaa	912828YW4	50,000,000	50,008,852	50,099,500	238,839	1.606
U.S. Treasury Note	2.125	12/31/2022	Tsy	AA+	Aaa	912828N30	15,000,000	14,986,047	15,077,400	80,128	2.220
U.S. Treasury Note	2.125	12/31/2022	Tsy	AA+	Aaa	912828N30	45,000,000	44,958,845	45,232,200	240,383	2.218
U.S. Treasury Note	1.500	1/15/2023	Tsy	AA+	Aaa	912828Z29	80,000,000	80,127,594	80,003,200	251,934	1.331
US Bank	2.850	1/23/2023	Corp	AA-	A1	90331HNL3	20,000,000	19,997,653	20,140,600	107,667	2.862
U.S. Treasury Note	2.375	1/31/2023	Tsy	AA+	Aaa	9128283U2	50,000,000	49,925,391	50,353,500	196,823	2.527
Adobe	1.700	2/1/2023	Corp	A+	A2	00724PAA7	5,000,000	4,997,712	4,984,500	14,167	1.746
PACCAR	1.900	2/7/2023	Corp	A+	A1	69371RQ41	15,000,000	14,999,783	14,979,900	42,750	1.901
U.S. Treasury Note	2.625	2/28/2023	Tsy	AA+	Aaa	9128284A5	110,000,000	109,967,344	110,980,100	251,087	2.655
U.S. Treasury Note	2.625	2/28/2023	Tsy	AA+	Aaa	9128284A5	30,000,000	29,935,895	30,267,300	68,478	2.843
Key Bank	1.250	3/10/2023	Corp	A-	A3	49327M2Z6	10,000,000	9,998,525	9,919,200	7,292	1.266
Truist Financial Corp	2.200	3/16/2023	Corp	A-	A3	05531FBJ1	20,000,000	19,995,948	20,031,600	18,333	2.221
U.S. Treasury Note	2.500	3/31/2023	Tsy	AA+	Aaa	9128284D9	85,000,000	84,934,222	85,644,300	5,806	2.579
Total		0.277					5,238,544,561	5,234,619,486	5,240,185,259	8,103,302	0.928

*MV w/o Accrued includes the Bank of New York Mellon accrued interest for treasury bills, discount notes, and commercial paper. Original Cost does not include accrued interest.

Portfolio: Reserve 9218-2

Date: 3/31/22

Issuer	Coupon	Maturity	Type	S&P	Moody's	CUSIP	Par Value	Original Cost	MV w/o Accrued*	Accr Income	Yld Mat
Bk of New York Mellon - Sweep	0.130	4/1/2022	MMF	AAAm	Aaa-mf		150,001	150,001	150,001	9	0.132
Bank of New York Mellon	3.500	4/28/2023	Corp	A	A1	06406RAG2	15,000,000	14,983,650	15,208,800	223,125	3.524
U.S. Treasury Note	2.750	4/30/2023	Tsy	AA+	Aaa	9128284L1	25,000,000	24,940,430	25,258,750	288,674	2.801
U.S. Treasury Note	2.750	4/30/2023	Tsy	AA+	Aaa	9128284L1	25,000,000	24,801,758	25,258,750	288,674	2.923
U.S. Treasury Note	2.750	4/30/2023	Tsy	AA+	Aaa	9128284L1	100,000,000	100,281,250	101,035,000	1,154,696	2.688
Philip Morris	1.125	5/1/2023	Corp	A	A2	718172CQ0	10,000,000	9,966,500	9,885,800	46,875	1.239
Caterpillar	3.450	5/15/2023	Corp	A	A2	14913Q2L2	10,000,000	9,993,200	10,156,300	130,333	3.465
U.S. Treasury Note	2.750	5/31/2023	Tsy	AA+	Aaa	9128284S6	85,000,000	85,252,344	85,843,200	783,448	2.686
U.S. Treasury Note	2.750	5/31/2023	Tsy	AA+	Aaa	9128284S6	25,000,000	24,961,914	25,248,000	230,426	2.783
Amazon	0.400	6/3/2023	Corp	AA	A1	023135BP0	10,000,000	9,986,000	9,846,700	13,111	0.447
UnitedHealth Group	3.500	6/15/2023	Corp	A+	A3	91324PDJ8	10,000,000	9,995,000	10,135,900	103,056	3.511
U.S. Treasury Note	2.625	6/30/2023	Tsy	AA+	Aaa	9128284U1	50,000,000	49,755,859	50,433,500	329,938	2.730
U.S. Treasury Note	2.625	6/30/2023	Tsy	AA+	Aaa	9128284U1	65,000,000	65,264,063	65,563,550	428,919	2.525
John Deere	0.700	7/5/2023	Corp	A	A2	24422EVH9	10,000,000	9,991,800	9,821,100	16,722	0.708
Caterpillar	0.650	7/7/2023	Corp	A	A2	14913R2D8	10,000,000	9,994,400	9,809,000	15,167	0.669
M & T Corp	3.550	7/26/2023	Corp	BBB+	A3	55261FAJ3	10,000,000	9,992,300	10,116,700	64,097	3.567
U.S. Treasury Note	2.750	7/31/2023	Tsy	AA+	Aaa	912828Y61	60,000,000	59,744,531	60,581,400	273,481	2.842
U.S. Treasury Note	2.750	7/31/2023	Tsy	AA+	Aaa	912828Y61	30,000,000	29,901,563	30,290,700	136,740	2.822
Chevron	0.426	8/11/2023	Corp	AA-	Aa2	166756AJ5	10,000,000	10,000,000	9,780,900	5,917	0.426
U.S. Treasury Note	2.750	8/31/2023	Tsy	AA+	Aaa	9128284X5	150,000,000	150,123,047	151,441,500	358,696	2.732
FNMA Note	2.875	9/12/2023	Agy	AA+	Aaa	3135G0U43	40,000,000	39,860,400	40,426,400	60,694	2.953
Unilever	0.375	9/14/2023	Corp	A+	A1	904764BJ5	5,000,000	4,993,600	4,875,200	885	0.418
Gilead Sciences	0.750	9/29/2023	Corp	BBB+	A3	375558BW2	7,500,000	7,497,375	7,328,700	313	0.762
U.S. Treasury Note	2.875	9/30/2023	Tsy	AA+	Aaa	9128285D8	35,000,000	34,890,625	35,404,600	2,749	2.943
U.S. Treasury Note	2.875	9/30/2023	Tsy	AA+	Aaa	9128285D8	25,000,000	24,909,180	25,289,000	1,964	2.954
John Deere	3.650	10/12/2023	Corp	A	A2	24422EUM9	10,000,000	9,998,200	10,205,800	171,347	3.654
U.S. Treasury Note	2.875	10/31/2023	Tsy	AA+	Aaa	9128285K2	50,000,000	49,755,859	50,558,500	603,591	2.981
U.S. Treasury Note	1.625	10/31/2023	Tsy	AA+	Aaa	912828T91	150,000,000	153,673,828	148,816,500	1,023,481	0.943
American Express	0.750	11/3/2023	Corp	BBB+	A2	025816CK3	15,000,000	14,998,500	14,639,400	45,938	0.755
U.S. Treasury Note	2.875	11/30/2023	Tsy	AA+	Aaa	9128285P1	80,000,000	80,118,750	80,881,600	770,879	2.843
U.S. Treasury Note	2.125	11/30/2023	Tsy	AA+	Aaa	912828U57	80,000,000	80,503,125	79,934,400	569,780	1.978
Truist Financial Corp	3.750	12/6/2023	Corp	A-	A3	05531FBF9	15,000,000	14,976,900	15,287,850	179,688	3.784
Natl Securities Clearing	0.400	12/7/2023	Corp	AA+	Aaa	637639AC9	10,000,000	9,987,500	9,651,900	12,667	0.442
U.S. Treasury Note	2.625	12/31/2023	Tsy	AA+	Aaa	9128285U0	55,000,000	55,156,836	55,374,000	362,932	2.564
Toyota	3.350	1/8/2024	Corp	A+	A1	89236TFS9	10,000,000	9,997,300	10,148,100	77,236	3.356

*MV w/o Accrued includes the Bank of New York Mellon accrued interest for treasury bills, discount notes, and commercial paper. Original Cost does not include accrued interest.

Portfolio: Reserve 9218-2 (Cont.)

Issuer	Coupon	Maturity	Type	S&P	Moody's	CUSIP	Par Value	Original Cost	MV w/o Accrued*	Accr Income	Yld Mat
John Deere	3.450	1/10/2024	Corp	A	A2	24422EUR8	10,000,000	9,999,100	10,176,000	77,625	3.452
Toyota	0.450	1/11/2024	Corp	A+	A1	89236THU2	15,000,000	14,999,100	14,495,400	15,000	0.452
IADB Note	2.625	1/16/2024	Supra	AAA	Aaa	4581X0DF2	25,000,000	24,866,500	25,146,250	136,719	2.740
Citibank	3.650	1/23/2024	Corp	A+	Aa3	17325FAS7	10,000,000	9,986,400	10,182,400	68,944	3.680
IFC Note	0.910	1/26/2024	Supra	AAA	Aaa	45950VRB4	55,000,000	55,000,000	53,783,950	90,368	0.910
U.S. Treasury Note	2.500	1/31/2024	Tsy	AA+	Aaa	9128285Z9	40,000,000	40,101,563	40,158,000	165,746	2.446
U.S. Treasury Note	0.875	1/31/2024	Tsy	AA+	Aaa	91282CDV0	60,000,000	59,745,076	58,512,000	87,017	1.090
3M Company	3.250	2/14/2024	Corp	A+	A1	88579YBB6	10,000,000	10,117,200	10,140,700	42,431	2.995
FHLB Note	2.125	2/28/2024	Agy	AA+	Aaa	3130ARHG9	10,000,000	9,988,600	9,974,200	3,542	2.186
U.S. Treasury Note	2.375	2/29/2024	Tsy	AA+	Aaa	9128286G0	100,000,000	99,324,219	100,172,000	206,522	2.520
John Deere	2.600	3/7/2024	Corp	A	A2	24422EUX5	10,000,000	9,982,900	10,031,900	17,333	2.795
JPMorgan Chase & Co	0.697	3/16/2024	Corp	A-	A2	46647PBZ8	25,000,000	25,000,000	24,531,500	7,260	0.697
Charles Schwab	0.750	3/18/2024	Corp	A	A2	808513BN4	10,000,000	9,995,000	9,674,600	2,708	0.767
Toyota	2.500	3/22/2024	Corp	A+	A1	89236TJX4	10,000,000	9,993,800	10,003,700	6,250	2.532
Northwestern Mutual	0.600	3/25/2024	Corp	AA+	Aaa	66815L2B4	20,000,000	19,999,400	19,160,800	2,000	0.601
U.S. Treasury Note	2.125	3/31/2024	Tsy	AA+	Aaa	912828W71	75,000,000	74,589,844	74,733,750	4,355	2.241
U.S. Treasury Note	2.125	3/31/2024	Tsy	AA+	Aaa	912828W71	20,000,000	19,822,656	19,929,000	1,161	2.314
U.S. Treasury Note	2.250	3/31/2024	Tsy	AA+	Aaa	91282CEG2	20,000,000	19,981,250	19,986,800	1,230	2.298
Morgan Stanley	0.731	4/5/2024	Corp	BBB+	A1	61772BAA1	10,000,000	10,000,000	9,797,600	35,738	0.731
Honda ABS	1.610	4/22/2024	ABS	NR	Aaa	43813RAC1	8,893,947	8,892,204	8,887,811	3,978	1.625
U.S. Treasury Note	2.250	4/30/2024	Tsy	AA+	Aaa	9128286R6	40,000,000	39,915,625	39,920,400	377,901	2.295
U.S. Treasury Note	2.000	4/30/2024	Tsy	AA+	Aaa	912828X70	25,000,000	25,002,930	24,827,250	209,945	1.997
U.S. Treasury Note	2.000	4/30/2024	Tsy	AA+	Aaa	912828X70	35,000,000	35,935,156	34,758,150	293,923	0.836
Amazon	0.450	5/12/2024	Corp	AA	A1	023135BW5	10,000,000	9,985,400	9,642,800	17,375	0.499
IBM	3.000	5/15/2024	Corp	A-	A3	459200JY8	15,000,000	14,942,700	15,111,000	170,000	3.083
UnitedHealth Group	0.550	5/15/2024	Corp	A+	A3	91324PEB4	10,000,000	9,989,600	9,587,100	20,778	0.585
U.S. Treasury Note	0.250	5/15/2024	Tsy	AA+	Aaa	91282CCC3	50,000,000	49,886,719	47,826,000	47,307	0.326
Caterpillar	2.850	5/17/2024	Corp	A	A2	14913Q2V0	10,000,000	9,978,700	10,085,800	106,083	2.896
U.S. Treasury Note	2.000	5/31/2024	Tsy	AA+	Aaa	912828XT2	80,000,000	80,084,375	79,375,200	536,264	1.978
U.S. Treasury Note	2.000	5/31/2024	Tsy	AA+	Aaa	912828XT2	20,000,000	20,110,156	19,843,800	134,066	1.884
Bank of America NA	0.523	6/14/2024	Corp	A-	A2	06051GJY6	10,000,000	10,000,000	9,724,100	15,545	0.523
Nvidia	0.584	6/14/2024	Corp	A	A2	67066GAL8	15,000,000	15,000,000	14,395,200	26,037	0.584
U.S. Treasury Note	2.000	6/30/2024	Tsy	AA+	Aaa	912828XX3	80,000,000	80,656,250	79,324,800	402,210	1.825
Comerica Inc	2.500	7/23/2024	Corp	A-	A3	20034DJA8	10,000,000	9,990,700	9,891,500	47,222	2.520
U.S. Treasury Note	1.750	7/31/2024	Tsy	AA+	Aaa	912828Y87	70,000,000	71,123,828	68,958,400	203,039	1.410
Truist Financial Corp	2.500	8/1/2024	Corp	A-	A3	05531FBH5	10,000,000	10,101,000	9,949,300	41,667	2.282

*MV w/o Accrued includes the Bank of New York Mellon accrued interest for treasury bills, discount notes, and commercial paper. Original Cost does not include accrued interest.

Portfolio: Reserve 9218-2 (Cont.)

Issuer	Coupon	Maturity	Type	S&P	Moody's	CUSIP	Par Value	Original Cost	MV w/o Accrued*	Accr Income	Yld Mat
BMW	0.750	8/12/2024	Corp	A	A2	05565EBU8	7,000,000	6,999,370	6,654,970	7,146	0.753
PACCAR	2.150	8/15/2024	Corp	A+	A1	69371RQ25	15,000,000	14,966,850	14,840,250	41,208	2.197
U.S. Treasury Note	0.375	8/15/2024	Tsy	AA+	Aaa	91282CCT6	25,000,000	24,978,516	23,826,250	11,654	0.404
Exxon Mobil	2.019	8/16/2024	Corp	AA-	Aa2	30231GBC5	10,000,000	10,000,000	9,897,500	25,238	2.019
U.S. Treasury Note	1.875	8/31/2024	Tsy	AA+	Aaa	9128282U3	70,000,000	71,520,313	69,076,000	114,130	1.423
U.S. Treasury Note	1.875	8/31/2024	Tsy	AA+	Aaa	9128282U3	40,000,000	40,589,063	39,472,000	65,217	1.557
Coca Cola	1.750	9/6/2024	Corp	A+	A1	191216CL2	10,000,000	9,981,900	9,906,200	12,153	1.788
Apple	1.800	9/11/2024	Corp	AA+	Aaa	037833DM9	10,000,000	9,977,200	9,869,200	10,000	1.848
Apple	1.800	9/11/2024	Corp	AA+	Aaa	037833DM9	10,000,000	10,356,600	9,869,200	10,000	0.621
Chase Credit Card ABS	2.160	9/15/2024	ABS	AAA	NR	161571FQ2	15,000,000	15,098,438	15,052,200	14,400	1.868
U.S. Treasury Note	0.375	9/15/2024	Tsy	AA+	Aaa	91282CCX7	40,000,000	39,823,438	38,036,000	6,929	0.526
IADB Note	0.500	9/23/2024	Supra	AAA	Aaa	4581X0DZ8	20,000,000	19,985,200	19,061,400	2,222	0.525
U.S. Treasury Note	2.125	9/30/2024	Tsy	AA+	Aaa	9128282Y5	75,000,000	76,989,258	74,431,500	4,355	1.571
U.S. Treasury Note	1.500	9/30/2024	Tsy	AA+	Aaa	912828YH7	25,000,000	24,939,453	24,431,750	1,025	1.551
U.S. Treasury Note	2.125	9/30/2024	Tsy	AA+	Aaa	9128282Y5	50,000,000	51,279,297	49,621,000	2,903	1.581
Toyota	2.000	10/7/2024	Corp	A+	A1	89236TGL3	10,000,000	9,991,000	9,821,900	96,667	2.019
FNMA Note	1.625	10/15/2024	Agy	AA+	Aaa	3135G0W66	10,000,000	9,982,900	9,807,000	74,931	1.661
FNMA Note	1.625	10/15/2024	Agy	AA+	Aaa	3135G0W66	20,000,000	19,965,800	19,614,000	149,861	1.661
IFC Note	1.375	10/16/2024	Supra	AAA	Aaa	45950KCR9	10,000,000	9,970,700	9,746,400	63,021	1.436
Goldman Sachs	0.925	10/21/2024	Corp	BBB+	A2	38141GYL2	15,000,000	15,017,505	14,547,900	61,667	0.885
U.S. Treasury Note	1.500	10/31/2024	Tsy	AA+	Aaa	912828YM6	75,000,000	74,540,039	73,230,750	472,376	1.630
Caterpillar	2.150	11/8/2024	Corp	A	A2	14913Q3B3	10,000,000	9,990,600	9,918,900	85,403	2.170
U.S. Treasury Note	1.500	11/30/2024	Tsy	AA+	Aaa	912828YV6	100,000,000	99,414,063	97,504,000	502,747	1.623
Truist Bank	2.150	12/6/2024	Corp	A	A2	07330NAT2	10,000,000	9,983,000	9,852,500	68,681	2.186
U.S. Treasury Note	1.750	12/31/2024	Tsy	AA+	Aaa	912828YY0	120,000,000	120,342,188	117,703,200	527,901	1.690
FFCB Note	1.125	1/6/2025	Agy	AA+	Aaa	3133ENKS8	10,000,000	9,977,500	9,649,400	25,000	1.202
FFCB Note	1.125	1/6/2025	Agy	AA+	Aaa	3133ENKS8	10,000,000	9,977,500	9,649,400	25,000	1.202
FNMA Note	1.625	1/7/2025	Agy	AA+	Aaa	3135G0X24	35,000,000	34,888,350	34,205,850	132,708	1.692
John Deere	1.250	1/10/2025	Corp	A	A2	24422EVY2	15,000,000	14,992,950	14,453,550	42,188	1.266
American Honda	1.500	1/13/2025	Corp	A-	A3	02665WEA5	20,000,000	19,984,200	19,287,800	65,000	1.527
Toyota	1.450	1/13/2025	Corp	A+	A1	89236TJT3	20,000,000	19,973,200	19,290,200	62,833	1.496
Chase Credit Card ABS	1.530	1/15/2025	ABS	AAA	NR	161571HP2	20,500,000	20,495,303	20,456,540	13,940	1.545
US Bank	2.050	1/21/2025	Corp	AA-	A1	90331HPL1	15,000,000	14,968,050	14,701,050	59,792	2.095
Goldman Sachs	1.757	1/24/2025	Corp	BBB+	A2	38141GZH0	10,000,000	10,000,000	9,755,600	32,700	0.509
U.S. Treasury Note	1.375	1/31/2025	Tsy	AA+	Aaa	912828Z52	25,000,000	24,940,430	24,254,000	56,975	1.425
U.S. Treasury Note	1.375	1/31/2025	Tsy	AA+	Aaa	912828Z52	50,000,000	50,984,375	48,508,000	113,950	0.964

*MV w/o Accrued includes the Bank of New York Mellon accrued interest for treasury bills, discount notes, and commercial paper. Original Cost does not include accrued interest.

Portfolio: Reserve 9218-2 (Cont.)

Issuer	Coupon	Maturity	Type	S&P	Moody's	CUSIP	Par Value	Original Cost	MV w/o Accrued*	Accr Income	Yld Mat
U.S. Treasury Note	1.375	1/31/2025	Tsy	AA+	Aaa	912828Z52	40,000,000	41,970,313	38,806,400	91,160	0.329
Adobe	1.900	2/1/2025	Corp	A+	A2	00724PAB5	5,000,000	4,989,350	4,893,100	15,833	1.945
FHLMC Note	1.500	2/12/2025	Agy	AA+	Aaa	3137EAE0	15,000,000	14,988,450	14,593,500	30,625	1.516
Toyota	1.800	2/13/2025	Corp	A+	A1	89236TGT6	10,000,000	9,993,300	9,718,100	24,000	1.814
FFCB Note	1.750	2/14/2025	Agy	AA+	Aaa	3133ENPG9	12,000,000	11,967,960	11,770,920	26,833	1.842
WW Grainger	1.850	2/15/2025	Corp	A+	A3	384802AE4	5,000,000	4,986,100	4,857,000	11,819	1.909
U.S. Treasury Note	1.500	2/15/2025	Tsy	AA+	Aaa	91282CDZ1	25,000,000	24,898,438	24,326,250	46,616	1.641
JPMorgan Chase & Co	0.563	2/16/2025	Corp	A-	A2	46647PBY1	12,500,000	12,500,000	11,954,375	8,797	0.563
U.S. Treasury Note	1.125	2/28/2025	Tsy	AA+	Aaa	912828ZC7	80,000,000	82,993,750	76,975,200	78,261	0.356
American Express	2.250	3/4/2025	Corp	BBB+	A2	025816CQ0	10,000,000	9,989,900	9,833,500	16,875	2.285
IBRD Note	0.750	3/11/2025	Supra	AAA	Aaa	459058JA2	20,000,000	19,885,800	19,005,600	8,333	0.867
Texas Instrument	1.375	3/12/2025	Corp	A+	Aa3	882508BH6	10,000,000	9,985,100	9,635,600	7,257	1.406
U.S. Treasury Note	0.500	3/31/2025	Tsy	AA+	Aaa	912828ZF0	100,000,000	101,203,125	94,305,000	1,366	0.236
U.S. Treasury Note	2.625	3/31/2025	Tsy	AA+	Aaa	9128284F4	25,000,000	25,106,445	25,103,500	1,793	2.477
FNMA Note	0.625	4/22/2025	Agy	AA+	Aaa	3135G03U5	20,000,000	19,958,800	18,909,400	55,208	0.667
Bank of America NA	0.976	4/22/2025	Corp	A-	A2	06051GJR1	15,000,000	15,000,000	14,387,550	64,660	0.976
Citigroup	0.981	5/1/2025	Corp	BBB+	A3	172967MX6	10,000,000	10,000,000	9,540,100	40,875	0.981
Philip Morris	1.500	5/1/2025	Corp	A	A2	718172CN7	5,000,000	4,975,600	4,771,450	31,250	1.602
Apple	1.125	5/11/2025	Corp	AA+	Aaa	037833DT4	5,000,000	4,991,050	4,779,700	21,875	1.162
TVA Note	0.750	5/15/2025	Agy	AA+	Aaa	880591EW8	10,000,000	9,970,600	9,478,600	28,333	0.810
U.S. Treasury Note	2.125	5/15/2025	Tsy	AA+	Aaa	912828XB1	30,000,000	30,775,106	29,663,700	241,264	1.605
U.S. Treasury Note	2.125	5/15/2025	Tsy	AA+	Aaa	912828XB1	45,000,000	46,126,555	44,495,550	361,896	1.606
Morgan Stanley	0.790	5/30/2025	Corp	BBB+	A1	61747YEA9	12,000,000	12,000,000	11,409,600	31,863	0.705
JPMorgan Chase & Co	0.824	6/1/2025	Corp	A-	A2	46647PCH7	10,000,000	10,000,000	9,543,400	27,467	0.824
Amazon	0.800	6/3/2025	Corp	AA	A1	023135BQ8	10,000,000	9,996,100	9,479,700	26,222	0.808
Chevron	0.687	8/12/2025	Corp	AA-	Aa2	166756AE6	10,000,000	10,000,000	9,347,500	9,351	0.687
U.S. Treasury Note	2.000	8/15/2025	Tsy	AA+	Aaa	912828K74	60,000,000	61,096,573	59,006,400	149,171	1.620
U.S. Treasury Note	2.000	8/15/2025	Tsy	AA+	Aaa	912828K74	30,000,000	30,539,934	29,503,200	74,586	1.621
U.S. Treasury Note	2.000	8/15/2025	Tsy	AA+	Aaa	912828K74	5,000,000	5,147,532	4,917,200	12,431	1.382
U.S. Treasury Note	2.000	8/15/2025	Tsy	AA+	Aaa	912828K74	30,000,000	32,274,623	29,503,200	74,586	0.451
Apple	0.550	8/20/2025	Corp	AA+	Aaa	037833DX5	15,000,000	14,964,600	13,990,350	9,396	0.598
Morgan Stanley	0.864	10/21/2025	Corp	BBB+	A1	6174468R3	10,000,000	10,000,000	9,425,800	38,400	0.864
Morgan Stanley	1.164	10/21/2025	Corp	BBB+	A1	61747YEG6	10,000,000	10,000,000	9,508,400	52,380	1.162
IBRD Note	0.500	10/28/2025	Supra	AAA	Aaa	459058JL8	25,000,000	24,971,750	23,227,500	53,125	0.523
Procter & Gamble	0.550	10/29/2025	Corp	AA-	Aa3	742718FL8	15,000,000	14,975,700	13,929,600	34,833	0.583
Bristol-Myers Squibb	0.750	11/13/2025	Corp	A+	A2	110122DN5	10,000,000	9,983,800	9,273,500	28,750	0.783

*MV w/o Accrued includes the Bank of New York Mellon accrued interest for treasury bills, discount notes, and commercial paper. Original Cost does not include accrued interest.

Portfolio: Reserve 9218-2 (Cont.)

Issuer	Coupon	Maturity	Type	S&P	Moody's	CUSIP	Par Value	Original Cost	MV w/o Accrued*	Accr Income	Yld Mat
Natl Securities Clearing	0.750	12/7/2025	Corp	AA+	Aaa	637639AE5	15,000,000	14,951,550	13,839,300	35,625	0.816
Toyota ABS	0.430	1/15/2026	ABS	AAA	Aaa	89239BAC5	14,000,000	13,998,884	13,441,305	2,676	0.434
Honda ABS	0.880	1/21/2026	ABS	NR	Aaa	43815GAC3	8,000,000	7,998,314	7,745,840	1,956	0.892
Citigroup	2.014	1/25/2026	Corp	BBB+	A3	17327CAN3	10,000,000	10,000,000	9,637,000	36,923	2.014
Bank of New York Mellon	0.750	1/28/2026	Corp	A	A1	06406RAQ0	20,000,000	19,957,000	18,532,400	26,250	0.794
Apple	0.700	2/8/2026	Corp	AA+	Aaa	037833EB2	20,000,000	19,955,000	18,613,400	20,611	0.746
U.S. Treasury Note	1.625	2/15/2026	Tsy	AA+	Aaa	912828P46	70,000,000	74,364,953	67,743,900	141,402	0.414
U.S. Treasury Note	1.625	2/15/2026	Tsy	AA+	Aaa	912828P46	30,000,000	31,840,220	29,033,100	60,601	0.414
U.S. Treasury Note	1.625	2/15/2026	Tsy	AA+	Aaa	912828P46	25,000,000	26,419,372	24,194,250	50,501	0.485
U.S. Treasury Note	1.625	2/15/2026	Tsy	AA+	Aaa	912828P46	25,000,000	26,468,262	24,194,250	50,501	0.447
U.S. Treasury Note	1.625	2/15/2026	Tsy	AA+	Aaa	912828P46	25,000,000	26,469,461	24,194,250	50,501	0.446
JPMorgan Chase & Co	2.595	2/24/2026	Corp	A-	A2	46647PCV6	20,000,000	20,000,000	19,635,600	53,342	2.595
Caterpillar	0.900	3/2/2026	Corp	A	A2	14913R2K2	25,000,000	24,942,750	23,249,000	18,125	0.946
U.S. Treasury Note	0.750	3/31/2026	Tsy	AA+	Aaa	91282CBT7	30,000,000	29,689,453	28,008,900	615	0.963
Toyota ABS	0.710	4/15/2026	ABS	AAA	NR	89238JAC9	7,000,000	6,999,851	6,735,680	2,209	0.712
U.S. Treasury Note	0.750	4/30/2026	Tsy	AA+	Aaa	91282CBW0	60,000,000	59,683,594	55,952,400	188,950	0.858
Amazon	1.000	5/12/2026	Corp	AA	A1	023135BX3	20,000,000	19,913,600	18,771,400	77,222	1.089
Charles Schwab	1.150	5/13/2026	Corp	A	A2	808513BR5	25,000,000	24,942,000	23,309,750	110,208	1.198
UnitedHealth Group	1.150	5/15/2026	Corp	A+	A3	91324PEC2	10,000,000	9,982,600	9,304,500	43,444	1.186
U.S. Treasury Note	0.750	5/31/2026	Tsy	AA+	Aaa	91282CCF6	30,000,000	29,928,516	27,935,100	75,412	0.799
U.S. Treasury Note	0.750	5/31/2026	Tsy	AA+	Aaa	91282CCF6	30,000,000	29,916,797	27,935,100	75,412	0.807
U.S. Treasury Note	2.125	5/31/2026	Tsy	AA+	Aaa	9128286X3	50,000,000	51,146,013	49,281,500	356,113	1.668
U.S. Treasury Note	2.125	5/31/2026	Tsy	AA+	Aaa	9128286X3	35,000,000	35,775,887	34,497,050	249,279	1.668
U.S. Treasury Note	2.125	5/31/2026	Tsy	AA+	Aaa	9128286X3	5,000,000	5,109,170	4,928,150	35,611	1.669
U.S. Treasury Note	2.125	5/31/2026	Tsy	AA+	Aaa	9128286X3	31,000,000	33,566,440	30,554,530	220,790	0.451
Mercedes ABS	0.460	6/15/2026	ABS	AAA	Aaa	58772WAC7	13,500,000	13,498,234	12,962,160	2,760	0.466
GM ABS	0.480	6/16/2026	ABS	AAA	NR	380140AC7	10,000,000	9,999,382	9,643,200	2,000	0.483
John Deere	1.050	6/17/2026	Corp	A	A2	24422EVR7	10,000,000	9,983,500	9,286,500	30,333	1.084
Toyota	1.125	6/18/2026	Corp	A+	A1	89236TJK2	10,000,000	9,995,600	9,290,400	32,188	1.134
Toyota	1.125	6/18/2026	Corp	A+	A1	89236TJK2	12,000,000	11,973,360	11,148,480	38,625	1.173
U.S. Treasury Note	0.875	6/30/2026	Tsy	AA+	Aaa	91282CCJ8	30,000,000	30,002,344	28,054,800	65,988	0.873
Capital One Credit Card ABS	0.550	7/15/2026	ABS	AAA	NR	14041NFW6	23,500,000	23,499,048	22,394,795	5,744	0.552
U.S. Treasury Note	0.625	7/31/2026	Tsy	AA+	Aaa	91282CCP4	20,000,000	19,897,656	18,479,600	20,718	0.730
BMW	1.250	8/12/2026	Corp	A	A2	05565EBW4	5,000,000	4,989,150	4,609,050	8,507	1.295
PNC Financial	1.150	8/13/2026	Corp	A-	A3	693475BB0	15,000,000	14,971,650	13,883,250	23,000	1.189
Nissan ABS	1.860	8/17/2026	ABS	AAA	Aaa	65479QAC1	10,000,000	9,998,039	9,819,300	8,267	1.876

*MV w/o Accrued includes the Bank of New York Mellon accrued interest for treasury bills, discount notes, and commercial paper. Original Cost does not include accrued interest.

Portfolio: Reserve 9218-2 (Cont.)

Issuer	Coupon	Maturity	Type	S&P	Moody's	CUSIP	Par Value	Original Cost	MV w/o Accrued*	Accr Income	Yld Mat
U.S. Treasury Note	0.750	8/31/2026	Tsy	AA+	Aaa	91282CCW9	35,000,000	34,965,820	32,484,550	22,826	0.770
U.S. Treasury Note	1.375	8/31/2026	Tsy	AA+	Aaa	912828YD6	20,000,000	20,771,103	19,089,800	23,913	0.604
U.S. Treasury Note	1.375	8/31/2026	Tsy	AA+	Aaa	912828YD6	35,000,000	36,691,986	33,407,150	41,848	0.414
U.S. Treasury Note	1.375	8/31/2026	Tsy	AA+	Aaa	912828YD6	20,000,000	20,980,276	19,089,800	23,913	0.401
U.S. Treasury Note	1.375	8/31/2026	Tsy	AA+	Aaa	912828YD6	25,000,000	26,319,751	23,862,250	29,891	0.328
U.S. Treasury Note	1.375	8/31/2026	Tsy	AA+	Aaa	912828YD6	35,000,000	36,815,830	33,407,150	41,848	0.328
American Honda	1.300	9/9/2026	Corp	A-	A3	02665WDZ1	10,000,000	9,992,300	9,281,900	7,944	1.316
Caterpillar	1.150	9/14/2026	Corp	A	A2	14913R2Q9	10,000,000	9,982,600	9,286,900	5,431	1.186
Texas Instrument	1.125	9/15/2026	Corp	A+	Aa3	882508BK9	10,000,000	10,000,000	9,354,300	5,000	1.125
FNMA Note	1.875	9/24/2026	Agy	AA+	Aaa	3135G0Q22	30,000,000	31,710,315	29,245,500	10,938	0.709
U.S. Treasury Note	0.875	9/30/2026	Tsy	AA+	Aaa	91282CCZ2	25,000,000	24,849,609	23,300,750	598	0.999
John Deere	1.300	10/13/2026	Corp	A	A2	24422EVW6	10,000,000	9,980,700	9,317,400	60,667	1.340
American Express	1.650	11/4/2026	Corp	BBB+	A2	025816CM9	17,000,000	16,973,140	16,011,960	114,538	1.683
Public Storage	1.500	11/9/2026	Corp	A	A2	74460DAG4	5,000,000	4,992,350	4,689,050	29,583	1.532
American Express Credit Card ABS	0.900	11/16/2026	ABS	NR	Aaa	02582JJR2	18,000,000	17,997,188	17,172,900	7,200	0.908
Capital One Credit Card ABS	1.040	11/16/2026	ABS	AAA	NR	14041NFY2	15,000,000	14,997,933	14,352,900	6,933	0.369
GM ABS	1.260	11/16/2026	ABS	AAA	NR	380146AC4	9,000,000	8,999,218	8,712,990	4,725	1.267
U.S. Treasury Note	1.250	11/30/2026	Tsy	AA+	Aaa	91282CDK4	20,000,000	20,090,625	18,948,400	83,791	1.156
U.S. Treasury Note	1.625	11/30/2026	Tsy	AA+	Aaa	912828YU8	25,000,000	26,242,881	24,093,750	136,161	0.630
U.S. Treasury Note	1.625	11/30/2026	Tsy	AA+	Aaa	912828YU8	15,000,000	15,960,426	14,456,250	81,696	0.354
U.S. Treasury Note	1.625	11/30/2026	Tsy	AA+	Aaa	912828YU8	35,000,000	37,202,399	33,731,250	190,625	0.354
U.S. Treasury Note	1.625	11/30/2026	Tsy	AA+	Aaa	912828YU8	45,000,000	47,428,660	43,368,750	245,089	0.530
U.S. Treasury Note	1.750	12/31/2026	Tsy	AA+	Aaa	912828YX2	25,000,000	25,067,556	24,222,750	109,979	1.693
U.S. Treasury Note	1.750	12/31/2026	Tsy	AA+	Aaa	912828YX2	15,000,000	15,212,782	14,533,650	65,988	1.449
Toyota	1.900	1/13/2027	Corp	A+	A1	89236TJV8	20,000,000	19,979,200	19,041,000	82,333	1.922
IADB Note	1.500	1/13/2027	Supra	AAA	Aaa	4581X0EB0	30,000,000	29,925,300	28,710,600	97,500	1.552
Target	1.950	1/15/2027	Corp	A	A2	87612EBM7	10,000,000	9,983,000	9,671,600	36,292	1.986
Bank of New York Mellon	2.050	1/26/2027	Corp	A	A1	06406RBA4	20,000,000	19,983,000	19,298,200	74,028	2.068
U.S. Treasury Note	1.500	1/31/2027	Tsy	AA+	Aaa	912828Z78	15,000,000	15,676,220	14,355,450	37,293	0.570
U.S. Treasury Note	1.500	1/31/2027	Tsy	AA+	Aaa	912828Z78	75,000,000	78,929,888	71,777,250	186,464	0.423
U.S. Treasury Note	1.500	1/31/2027	Tsy	AA+	Aaa	912828Z78	70,000,000	71,662,416	66,992,100	174,033	1.004
U.S. Treasury Note	1.500	1/31/2027	Tsy	AA+	Aaa	912828Z78	30,000,000	30,700,180	28,710,900	74,586	1.004
Procter & Gamble	1.900	2/1/2027	Corp	AA-	Aa3	742718FV6	30,000,000	29,957,400	29,061,900	95,000	1.930
IBM	2.200	2/9/2027	Corp	A-	A3	459200KM2	10,000,000	9,998,600	9,672,000	31,778	2.203
U.S. Treasury Note	2.250	2/15/2027	Tsy	AA+	Aaa	912828V98	35,000,000	35,897,098	34,680,100	97,894	1.700
Discover Card ABS	1.960	2/16/2027	ABS	AAA	NR	254683CR4	10,000,000	9,998,861	9,753,100	8,711	1.973

*MV w/o Accrued includes the Bank of New York Mellon accrued interest for treasury bills, discount notes, and commercial paper. Original Cost does not include accrued interest.

Portfolio: Reserve 9218-2 (Cont.)

Issuer	Coupon	Maturity	Type	S&P	Moody's	CUSIP	Par Value	Original Cost	MV w/o Accrued*	Accr Income	Yld Mat
American Express	2.550	3/4/2027	Corp	BBB+	A2	025816CS6	10,000,000	9,990,700	9,747,000	19,125	2.570
American Express Credit Card ABS	2.210	3/15/2027	ABS	NR	Aaa	02589BAA8	11,250,000	11,249,422	11,044,575	8,978	2.222
Capital One Credit Card ABS	2.800	3/15/2027	ABS	AAA	NR	14041NFZ9	17,000,000	16,998,718	16,932,266	1,322	2.820
Berkshire Hathaway	2.300	3/15/2027	Corp	AA	Aa2	084664CZ2	25,000,000	24,995,250	24,570,500	25,556	2.304
U.S. Treasury Note	2.500	3/31/2027	Tsy	AA+	Aaa	91282CEF4	40,000,000	40,160,938	40,150,000	2,732	2.414
Total		2.831					5,891,793,948	5,950,695,719	5,761,689,247	21,928,097	1.549

Portfolio: Extended Reserve 9218-5

Date: 3/31/22

Issuer	Coupon	Maturity	Type	S&P	Moody's	CUSIP	Par Value	Original Cost	MV w/o Accrued*	Accr Income	Yld Mat
U.S. Treasury Note	2.250	2/15/2027	Tsy	AA+	Aaa	912828V98	40,000,000	41,484,375	39,634,400	111,878	1.690
U.S. Treasury Note	1.125	2/28/2027	Tsy	AA+	Aaa	912828ZB9	85,000,000	88,409,961	79,873,650	83,152	0.533
U.S. Treasury Note	1.125	2/28/2027	Tsy	AA+	Aaa	912828ZB9	10,000,000	10,359,766	9,396,900	9,783	0.590
U.S. Treasury Note	1.125	2/28/2027	Tsy	AA+	Aaa	912828ZB9	10,000,000	10,428,516	9,396,900	9,783	0.490
U.S. Treasury Note	1.125	2/28/2027	Tsy	AA+	Aaa	912828ZB9	75,000,000	75,439,453	70,476,750	73,370	1.020
U.S. Treasury Note	1.125	2/28/2027	Tsy	AA+	Aaa	912828ZB9	20,000,000	20,273,438	18,793,800	19,565	0.868
U.S. Treasury Note	0.625	3/31/2027	Tsy	AA+	Aaa	912828ZE3	50,000,000	50,488,281	45,779,500	854	0.481
U.S. Treasury Note	0.500	5/31/2027	Tsy	AA+	Aaa	912828ZS2	40,000,000	39,979,688	36,243,600	67,033	0.507
FFCB Note	0.760	6/24/2027	Agy	AA+	Aaa	3133ELN91	31,750,000	31,836,360	29,040,773	65,017	0.720
U.S. Treasury Note	0.500	6/30/2027	Tsy	AA+	Aaa	912828ZV5	25,000,000	25,029,297	22,621,000	31,423	0.483
U.S. Treasury Note	0.500	6/30/2027	Tsy	AA+	Aaa	912828ZV5	15,000,000	14,983,008	13,572,600	18,854	0.517
U.S. Treasury Note	0.500	6/30/2027	Tsy	AA+	Aaa	912828ZV5	50,000,000	50,367,188	45,242,000	62,845	0.392
U.S. Treasury Note	0.500	6/30/2027	Tsy	AA+	Aaa	912828ZV5	35,000,000	35,136,719	31,669,400	43,992	0.441
U.S. Treasury Note	0.500	8/31/2027	Tsy	AA+	Aaa	91282CAH4	25,000,000	25,061,523	22,545,000	10,870	0.464
U.S. Treasury Note	0.500	8/31/2027	Tsy	AA+	Aaa	91282CAH4	55,000,000	55,103,125	49,599,000	23,913	0.472
U.S. Treasury Note	0.500	8/31/2027	Tsy	AA+	Aaa	91282CAH4	35,000,000	35,098,438	31,563,000	15,217	0.459
U.S. Treasury Note	0.750	1/31/2028	Tsy	AA+	Aaa	91282CBJ9	65,000,000	64,954,297	59,030,400	80,801	0.760
U.S. Treasury Note	0.750	1/31/2028	Tsy	AA+	Aaa	91282CBJ9	10,000,000	9,846,094	9,081,600	12,431	0.980
U.S. Treasury Note	1.250	3/31/2028	Tsy	AA+	Aaa	91282CBS9	150,000,000	148,628,906	140,080,500	5,123	1.388
U.S. Treasury Note	1.250	4/30/2028	Tsy	AA+	Aaa	91282CBZ3	100,000,000	99,554,688	93,258,000	524,862	1.317
U.S. Treasury Note	1.250	4/30/2028	Tsy	AA+	Aaa	91282CBZ3	50,000,000	50,218,750	46,629,000	262,431	1.183
FFCB Note	1.000	5/22/2028	Agy	AA+	Aaa	3133ELZX5	17,200,000	17,212,040	15,747,460	61,633	0.991
U.S. Treasury Note	1.250	6/30/2028	Tsy	AA+	Aaa	91282CCH2	100,000,000	100,257,813	93,125,000	314,227	1.211
U.S. Treasury Note	1.250	6/30/2028	Tsy	AA+	Aaa	91282CCH2	65,000,000	66,142,578	60,531,250	204,247	0.986

*MV w/o Accrued includes the Bank of New York Mellon accrued interest for treasury bills, discount notes, and commercial paper. Original Cost does not include accrued interest.

Portfolio: Extended Reserve 9218-5 (Cont.)

Issuer	Coupon	Maturity	Type	S&P	Moody's	CUSIP	Par Value	Original Cost	MV w/o Accrued*	Accr Income	Yld Mat
FFCB Note	0.820	7/14/2028	Agy	AA+	Aaa	3133ELU44	12,000,000	12,013,272	10,836,480	21,047	0.806
U.S. Treasury Note	1.125	8/31/2028	Tsy	AA+	Aaa	91282CCV1	90,000,000	90,333,984	83,014,200	88,043	1.070
U.S. Treasury Note	1.250	9/30/2028	Tsy	AA+	Aaa	91282CCY5	34,000,000	33,802,109	31,586,680	1,161	1.337
U.S. Treasury Note	1.375	10/31/2028	Tsy	AA+	Aaa	91282CDF5	50,000,000	49,691,406	46,797,000	288,674	1.468
U.S. Treasury Note	1.500	11/30/2028	Tsy	AA+	Aaa	91282CDL2	45,000,000	45,305,859	42,433,650	226,236	1.398
U.S. Treasury Note	1.500	11/30/2028	Tsy	AA+	Aaa	91282CDL2	75,000,000	75,231,445	70,722,750	377,060	1.453
U.S. Treasury Note	1.750	1/31/2029	Tsy	AA+	Aaa	91282CDW8	50,000,000	50,003,906	47,929,500	145,028	1.749
U.S. Treasury Note	1.875	2/28/2029	Tsy	AA+	Aaa	91282CEB3	100,000,000	100,210,938	96,609,000	163,043	1.843
U.S. Treasury Note	2.375	3/31/2029	Tsy	AA+	Aaa	91282CEE7	50,000,000	49,921,875	49,906,500	3,245	2.399
FFCB Note	1.000	7/9/2029	Agy	AA+	Aaa	3133ELS96	10,000,000	9,990,550	8,991,700	22,778	1.011
U.S. Treasury Note	1.625	8/15/2029	Tsy	AA+	Aaa	91282YB0	75,000,000	80,405,273	71,197,500	151,502	0.775
U.S. Treasury Note	1.625	8/15/2029	Tsy	AA+	Aaa	91282YB0	10,000,000	10,751,953	9,493,000	20,200	0.738
U.S. Treasury Note	1.625	8/15/2029	Tsy	AA+	Aaa	91282YB0	75,000,000	76,218,750	71,197,500	151,502	1.414
U.S. Treasury Note	1.750	11/15/2029	Tsy	AA+	Aaa	91282YS3	88,000,000	87,814,375	84,287,280	582,818	1.773
U.S. Treasury Note	1.750	11/15/2029	Tsy	AA+	Aaa	91282YS3	31,000,000	33,591,406	29,692,110	205,311	0.790
U.S. Treasury Note	1.750	11/15/2029	Tsy	AA+	Aaa	91282YS3	50,000,000	51,238,281	47,890,500	331,146	1.438
U.S. Treasury Note	1.750	11/15/2029	Tsy	AA+	Aaa	91282YS3	30,000,000	31,539,844	28,734,300	198,688	1.100
U.S. Treasury Note	1.500	2/15/2030	Tsy	AA+	Aaa	912828Z94	1,000,000	1,048,203	938,200	1,865	0.990
U.S. Treasury Note	1.500	2/15/2030	Tsy	AA+	Aaa	912828Z94	5,000,000	5,388,672	4,691,000	9,323	0.684
U.S. Treasury Note	1.500	2/15/2030	Tsy	AA+	Aaa	912828Z94	4,000,000	4,343,438	3,752,800	7,459	0.602
U.S. Treasury Note	1.500	2/15/2030	Tsy	AA+	Aaa	912828Z94	15,000,000	16,081,641	14,073,000	27,970	0.738
U.S. Treasury Note	1.500	2/15/2030	Tsy	AA+	Aaa	912828Z94	9,000,000	9,738,281	8,443,800	16,782	0.638
U.S. Treasury Note	1.500	2/15/2030	Tsy	AA+	Aaa	912828Z94	11,000,000	11,959,922	10,320,200	20,511	0.582
U.S. Treasury Note	1.500	2/15/2030	Tsy	AA+	Aaa	912828Z94	10,000,000	10,734,766	9,382,000	18,646	0.720
U.S. Treasury Note	1.500	2/15/2030	Tsy	AA+	Aaa	912828Z94	10,000,000	10,442,969	9,382,000	18,646	0.986
U.S. Treasury Note	1.500	2/15/2030	Tsy	AA+	Aaa	912828Z94	65,000,000	65,076,172	60,983,000	121,202	1.486
U.S. Treasury Note	1.500	2/15/2030	Tsy	AA+	Aaa	912828Z94	20,000,000	20,228,906	18,764,000	37,293	1.359
FFCB Note	1.300	5/13/2030	Agy	AA+	Aaa	3133ELYY4	15,000,000	15,012,240	13,629,150	74,750	1.291
U.S. Treasury Note	0.625	5/15/2030	Tsy	AA+	Aaa	912828ZQ6	20,000,000	19,935,938	17,446,200	47,307	0.658
U.S. Treasury Note	0.625	5/15/2030	Tsy	AA+	Aaa	912828ZQ6	5,000,000	4,883,203	4,361,550	11,827	0.871
U.S. Treasury Note	0.625	5/15/2030	Tsy	AA+	Aaa	912828ZQ6	10,000,000	9,976,953	8,723,100	23,653	0.649
U.S. Treasury Note	0.625	5/15/2030	Tsy	AA+	Aaa	912828ZQ6	12,000,000	11,935,313	10,467,720	28,384	0.682
FNMA Note	0.875	8/5/2030	Agy	AA+	Aaa	3135G05Q2	10,000,000	9,924,800	8,740,900	13,611	0.954
FNMA Note	0.875	8/5/2030	Agy	AA+	Aaa	3135G05Q2	10,000,000	9,924,800	8,740,900	13,611	0.954
FNMA Note	0.875	8/5/2030	Agy	AA+	Aaa	3135G05Q2	20,000,000	19,783,800	17,481,800	27,222	0.989
U.S. Treasury Note	0.625	8/15/2030	Tsy	AA+	Aaa	91282CAE1	18,000,000	17,875,547	15,648,120	13,985	0.697

*MV w/o Accrued includes the Bank of New York Mellon accrued interest for treasury bills, discount notes, and commercial paper. Original Cost does not include accrued interest.

Portfolio: Extended Reserve 9218-5 (Cont.)

Issuer	Coupon	Maturity	Type	S&P	Moody's	CUSIP	Par Value	Original Cost	MV w/o Accrued*	Accr Income	Yld Mat
U.S. Treasury Note	0.625	8/15/2030	Tsy	AA+	Aaa	91282CAE1	5,000,000	4,968,359	4,346,700	3,885	0.691
U.S. Treasury Note	0.625	8/15/2030	Tsy	AA+	Aaa	91282CAE1	16,000,000	15,919,375	13,909,440	12,431	0.677
U.S. Treasury Note	0.625	8/15/2030	Tsy	AA+	Aaa	91282CAE1	20,000,000	19,889,063	17,386,800	15,539	0.683
U.S. Treasury Note	0.875	11/15/2030	Tsy	AA+	Aaa	91282CAV3	50,000,000	50,136,719	44,312,500	165,573	0.846
U.S. Treasury Note	0.875	11/15/2030	Tsy	AA+	Aaa	91282CAV3	21,000,000	20,922,070	18,611,250	69,541	0.914
U.S. Treasury Note	1.125	2/15/2031	Tsy	AA+	Aaa	91282CBL4	61,000,000	58,950,781	55,107,400	85,307	1.489
U.S. Treasury Note	1.125	2/15/2031	Tsy	AA+	Aaa	91282CBL4	15,000,000	14,194,922	13,551,000	20,977	1.718
U.S. Treasury Note	1.125	2/15/2031	Tsy	AA+	Aaa	91282CBL4	5,000,000	4,772,461	4,517,000	6,992	1.630
U.S. Treasury Note	1.625	5/15/2031	Tsy	AA+	Aaa	91282CCB5	65,000,000	64,824,805	61,231,950	399,741	1.654
U.S. Treasury Note	1.625	5/15/2031	Tsy	AA+	Aaa	91282CCB5	25,000,000	25,079,102	23,550,750	153,747	1.590
U.S. Treasury Note	1.625	5/15/2031	Tsy	AA+	Aaa	91282CCB5	10,000,000	10,010,547	9,420,300	61,499	1.613
U.S. Treasury Note	1.625	5/15/2031	Tsy	AA+	Aaa	91282CCB5	15,000,000	15,545,508	14,130,450	92,248	1.229
U.S. Treasury Note	1.625	5/15/2031	Tsy	AA+	Aaa	91282CCB5	26,000,000	26,274,219	24,492,780	159,896	1.507
U.S. Treasury Note	1.625	5/15/2031	Tsy	AA+	Aaa	91282CCB5	10,000,000	10,101,172	9,420,300	61,499	1.509
U.S. Treasury Note	1.250	8/15/2031	Tsy	AA+	Aaa	91282CCS8	60,000,000	59,798,438	54,571,800	93,232	1.286
U.S. Treasury Note	1.250	8/15/2031	Tsy	AA+	Aaa	91282CCS8	50,000,000	48,566,406	45,476,500	77,693	1.567
FFCB Note	1.400	8/25/2031	Agy	AA+	Aaa	3133EM3H3	14,750,000	14,743,215	13,282,080	20,650	1.405
TVA Note	1.500	9/15/2031	Agy	AA+	Aaa	880591EX6	10,000,000	9,998,200	8,986,600	6,667	1.502
U.S. Treasury Note	1.375	11/15/2031	Tsy	AA+	Aaa	91282CDJ7	52,000,000	51,540,938	47,734,440	270,594	1.471
U.S. Treasury Note	1.375	11/15/2031	Tsy	AA+	Aaa	91282CDJ7	35,000,000	33,718,945	32,128,950	182,131	1.784
U.S. Treasury Note	1.875	2/15/2032	Tsy	AA+	Aaa	91282CDY4	15,000,000	15,003,516	14,407,050	34,962	1.872
Total		6.967					2,884,700,000	2,903,613,847	2,680,796,613	7,619,634	1.183

Portfolio: Wastewater 208

Date: 3/31/22

Issuer	Coupon	Maturity	Type	S&P	Moody's	CUSIP	Par Value	Original Cost	MV w/o Accrued*	Accr Income	Yld Mat
Bk of New York Mellon - Sweep	0.130	4/1/2022	MMF	AAAm	Aaa-mf		171	171	171	73	0.132
Exxon Mobil	0.000	4/1/2022	CP	A-1+	P-1	30229BD12	14,871,000	14,869,174	14,870,888	0	0.267
Natl Securities Clearing	0.000	4/1/2022	CP	A-1+	P-1	63763QD12	11,603,000	11,600,376	11,602,906	0	0.380
FHLB DN	0.000	4/5/2022	Agy	A-1+	P-1	313385VD5	33,207,000	33,204,417	33,206,336	0	0.103
Royal Bank of Canada	0.000	4/12/2022	CP	A-1+	P-1	78015DDC1	17,336,000	17,316,786	17,334,197	0	0.154
Landesbank Baden-Wurt	0.480	4/19/2022	CD	NR	P-1	51501HF79	33,179,000	33,179,000	33,179,995	4,424	0.487
Toyota	0.000	5/9/2022	CP	A-1+	P-1	89233HE91	8,610,000	8,600,314	8,603,993	0	0.154
FHLB DN	0.000	5/20/2022	Agy	A-1+	P-1	313385XA9	5,603,000	5,600,444	5,599,806	0	0.046

*MV w/o Accrued includes the Bank of New York Mellon accrued interest for treasury bills, discount notes, and commercial paper. Original Cost does not include accrued interest.

Portfolio: Wasteeater 208 (Cont.)

Issuer	Coupon	Maturity	Type	S&P	Moody's	CUSIP	Par Value	Original Cost	MV w/o Accrued*	Accr Income	Yld Mat
Royal Bank of Canada	0.000	5/31/2022	CP	A-1+	P-1	78015DEX4	15,000,000	14,983,667	14,978,498	0	0.165
BNP Paribas	0.000	6/1/2022	CP	A-1	P-1	09659CF11	4,909,000	4,903,240	4,903,243	0	0.329
ING	0.000	6/1/2022	CP	A-1	P-1	4497W1F19	14,516,000	14,499,869	14,497,725	0	0.324
Societe Generale	0.000	6/1/2022	CP	A-1	P-1	83369CF17	14,315,000	14,299,926	14,296,115	0	0.175
Societe Generale	0.000	6/1/2022	CP	A-1	P-1	83369CF17	22,378,000	22,353,080	22,348,478	0	0.196
Sumitomo Mitsui	0.000	6/1/2022	CP	A-1	P-1	86563HF13	14,919,000	14,900,413	14,899,858	0	0.237
Toyota	0.000	6/1/2022	CP	A-1+	P-1	89233HF17	11,617,000	11,600,736	11,600,794	0	0.576
FHLB DN	0.000	6/1/2022	Agy	A-1+	P-1	313385XN1	5,019,000	5,018,314	5,013,730	0	0.021
FHLB DN	0.000	6/1/2022	Agy	A-1+	P-1	313385XN1	14,906,000	14,899,955	14,890,349	0	0.103
Toronto Dominion	0.200	6/1/2022	CD	A-1+	P-1	89114WJW6	20,333,000	20,333,000	20,316,937	17,509	0.203
FHLB Note	0.250	6/3/2022	Agy	AA+	Aaa	3130AJPU7	16,555,000	16,557,367	16,545,564	13,566	0.243
U.S. Treasury Note	1.500	9/15/2022	Tsy	AA+	Aaa	91282YF1	12,852,000	13,212,960	12,884,130	8,906	0.146
U.S. Treasury Note	2.000	2/15/2023	Tsy	AA+	Aaa	91282UN8	5,512,000	5,275,156	5,531,623	13,704	2.549
U.S. Treasury Note	0.125	2/28/2023	Tsy	AA+	Aaa	91282CBN0	51,975,000	51,966,879	51,284,772	5,649	0.133
U.S. Treasury Note	1.500	3/31/2023	Tsy	AA+	Aaa	91282Q29	4,861,000	4,966,575	4,850,938	199	0.785
U.S. Treasury Note	0.125	9/15/2023	Tsy	AA+	Aaa	91282CAK7	13,511,000	13,473,000	13,132,557	780	0.269
U.S. Treasury Note	0.125	10/15/2023	Tsy	AA+	Aaa	91282CAP6	5,119,000	5,108,402	4,963,638	2,953	0.195
U.S. Treasury Note	0.125	1/15/2024	Tsy	AA+	Aaa	91282CBE0	10,615,000	10,592,609	10,219,804	2,786	0.198
U.S. Treasury Note	0.125	1/15/2024	Tsy	AA+	Aaa	91282CBE0	6,000	5,987	5,777	2	0.198
FNMA Note	2.625	9/6/2024	Agy	AA+	Aaa	3135G0ZR7	8,768,000	8,900,844	8,824,641	15,983	2.441
FNMA Note	2.625	9/6/2024	Agy	AA+	Aaa	3135G0ZR7	8,654,000	8,662,299	8,709,905	15,776	2.613
U.S. Treasury Note	2.000	2/15/2025	Tsy	AA+	Aaa	912828J27	14,700,000	14,949,785	14,507,577	36,547	1.792
U.S. Treasury Note	1.125	2/29/2028	Tsy	AA+	Aaa	91282CBP5	6,156,000	6,160,809	5,714,984	6,022	1.113
U.S. Treasury Note	1.500	2/15/2030	Tsy	AA+	Aaa	912828Z94	6,512,000	6,258,897	6,109,558	12,143	2.029
Total		0.717					428,117,171	428,254,453	425,429,487	157,021	0.447

Portfolio: LA MICLA 2016 STLIG 26U

Date: 3/31/22

Issuer	Coupon	Maturity	Type	S&P	Moody's	CUSIP	Par Value	Original Cost	MV w/o Accrued*	Accr Income	Yld Mat
Bk of New York Mellon - Sweep	0.130	4/1/2022	MMF	AAAm	Aaa-mf		120,815	120,815	120,815	6	0.132
Total		0.003					120,815	120,815	120,815	6	0.132

*MV w/o Accrued includes the Bank of New York Mellon accrued interest for treasury bills, discount notes, and commercial paper. Original Cost does not include accrued interest.

Portfolio: LA MICLA 2017 STLIG 26Y

Date: 3/31/22

Issuer	Coupon	Maturity	Type	S&P	Moody's	CUSIP	Par Value	Original Cost	MV w/o Accrued*	Accr Income	Yld Mat
Bk of New York Mellon - Sweep	0.130	4/1/2022	MMF	AAAm	Aaa-mf		4,097,337	4,097,337	4,097,337	211	0.132
Total		0.003					4,097,337	4,097,337	4,097,337	211	0.132

Portfolio: Batiquitos LT 72W

Date: 3/31/22

Issuer	Coupon	Maturity	Type	S&P	Moody's	CUSIP	Par Value	Original Cost	MV w/o Accrued*	Accr Income	Yld Mat
Bk of New York Mellon - Sweep	0.130	4/1/2022	MMF	AAAm	Aaa-mf		74,004	74,004	74,004	4	0.132
U.S. Treasury Note	0.750	3/31/2026	Tsy	AA+	Aaa	91282CBT7	286,000	285,084	267,018	6	0.816
FNMA Note	2.125	4/24/2026	Agy	AA+	Aaa	3135G0K36	6,342,000	6,025,369	6,256,827	58,774	2.732
FNMA Note	2.125	4/24/2026	Agy	AA+	Aaa	3135G0K36	70,000	67,642	69,060	649	2.546
FNMA Note	2.125	4/24/2026	Agy	AA+	Aaa	3135G0K36	71,000	68,672	70,046	658	2.557
FNMA Note	2.125	4/24/2026	Agy	AA+	Aaa	3135G0K36	74,000	68,751	73,006	686	3.135
FNMA Note	2.125	4/24/2026	Agy	AA+	Aaa	3135G0K36	75,000	69,725	73,993	695	3.187
FNMA Note	2.125	4/24/2026	Agy	AA+	Aaa	3135G0K36	72,000	70,128	71,033	667	2.533
Total		4.023					7,064,004	6,729,376	6,954,988	62,138	2.634

Portfolio: Harbor Emergency FD 751

Date: 3/31/22

Issuer	Coupon	Maturity	Type	S&P	Moody's	CUSIP	Par Value	Original Cost	MV w/o Accrued*	Accr Income	Yld Mat
Bk of New York Mellon - Sweep	0.130	4/1/2022	MMF	AAAm	Aaa-mf		312	312	312	0	0.132
U.S. Treasury Bill	0.000	6/2/2022	Tsy	A-1+	P-1	912796Q44	39,949,000	39,931,833	39,926,229	0	0.087
U.S. Treasury Bill	0.000	6/2/2022	Tsy	A-1+	P-1	912796Q44	7,554,000	7,550,071	7,549,694	0	0.110
Amazon	0.000	9/7/2022	CP	A-1+	P-1	02314QJ75	3,175,000	3,162,505	3,160,466	0	0.795
Total		0.189					50,678,312	50,644,721	50,636,701	0	0.135

*MV w/o Accrued includes the Bank of New York Mellon accrued interest for treasury bills, discount notes, and commercial paper. Original Cost does not include accrued interest.

Portfolio: Harbor Foods Restoration 70L

Date: 3/31/22

Issuer	Coupon	Maturity	Type	S&P	Moody's	CUSIP	Par Value	Original Cost	MV w/o Accrued*	Accr Income	Yld Mat
Bk of New York Mellon - Sweep	0.130	4/1/2022	MMF	AAAm	Aaa-mf		199	199	199	0	0.132
U.S. Treasury Bill	0.000	6/2/2022	Tsy	A-1+	P-1	912796Q44	597,000	596,692	596,660	0	0.109
Total		0.173					597,199	596,892	596,859	0	0.109

Portfolio: City of LA DWP PRB 2010C J7D

Date: 3/31/22

Issuer	Coupon	Maturity	Type	S&P	Moody's	CUSIP	Par Value	Original Cost	MV w/o Accrued*	Accr Income	Yld Mat
Bk of New York Mellon - Sweep	0.130	4/1/2022	MMF	AAAm	Aaa-mf		133,885	133,885	133,885	5	0.132
U.S. Treasury Note	0.750	3/31/2026	Tsy	AA+	Aaa	91282CBT7	504,000	502,425	470,550	10	0.815
FNMA Note	2.125	4/24/2026	Agy	AA+	Aaa	3135G0K36	10,720,000	9,978,262	10,576,030	99,346	2.978
FNMA Note	2.125	4/24/2026	Agy	AA+	Aaa	3135G0K36	118,000	113,965	116,415	1,094	2.553
FNMA Note	2.125	4/24/2026	Agy	AA+	Aaa	3135G0K36	5,024,000	4,963,586	4,956,528	46,559	2.279
FNMA Note	2.125	4/24/2026	Agy	AA+	Aaa	3135G0K36	174,000	168,921	171,663	1,613	2.509
FNMA Note	2.125	4/24/2026	Agy	AA+	Aaa	3135G0K36	5,126,000	4,983,343	5,057,158	47,504	2.496
FNMA Note	2.125	4/24/2026	Agy	AA+	Aaa	3135G0K36	242,000	224,979	238,750	2,243	3.126
FNMA Note	2.125	4/24/2026	Agy	AA+	Aaa	3135G0K36	5,315,000	4,977,179	5,243,620	49,256	3.041
FNMA Note	2.125	4/24/2026	Agy	AA+	Aaa	3135G0K36	7,000	6,555	6,906	65	3.041
FNMA Note	2.125	4/24/2026	Agy	AA+	Aaa	3135G0K36	305,000	283,549	300,904	2,827	3.187
FNMA Note	2.125	4/24/2026	Agy	AA+	Aaa	3135G0K36	5,288,000	4,983,914	5,216,982	49,006	3.002
FNMA Note	2.125	4/24/2026	Agy	AA+	Aaa	3135G0K36	354,000	344,796	349,246	3,281	2.533
FNMA Note	2.125	4/24/2026	Agy	AA+	Aaa	3135G0K36	4,962,000	4,984,061	4,895,360	45,985	2.055
FNMA Note	1.875	9/24/2026	Agy	AA+	Aaa	3135G0Q22	5,300,000	5,300,954	5,166,705	1,932	1.872
FNMA Note	1.875	9/24/2026	Agy	AA+	Aaa	3135G0Q22	5,547,000	5,965,688	5,407,493	2,022	0.574
U.S. Treasury Note	1.125	2/28/2027	Tsy	AA+	Aaa	912828ZB9	4,940,000	4,990,365	4,642,069	4,833	0.941
U.S. Treasury Note	0.500	5/31/2027	Tsy	AA+	Aaa	912828ZS2	5,025,000	5,001,249	4,553,102	8,421	0.575
U.S. Treasury Note	0.500	5/31/2027	Tsy	AA+	Aaa	912828ZS2	5,672,000	5,432,491	5,139,342	9,505	1.304
Total		4.363					64,756,885	63,340,167	62,642,707	375,506	2.032

*MV w/o Accrued includes the Bank of New York Mellon accrued interest for treasury bills, discount notes, and commercial paper. Original Cost does not include accrued interest.

Portfolio: LA City MICLA19 ST LGT FIN 27F

Date: 3/31/22

Issuer	Coupon	Maturity	Type	S&P	Moody's	CUSIP	Par Value	Original Cost	MV w/o Accrued*	Accr Income	Yld Mat
Bk of New York Mellon - Sweep	0.130	4/1/2022	MMF	AAAm	Aaa-mf		9,217,369	9,217,369	9,217,369	476	0.132
Total		0.003					9,217,369	9,217,369	9,217,369	476	0.132

Portfolio: LA City MICLA20 STLGTS FIN 27J

Date: 3/31/22

Issuer	Coupon	Maturity	Type	S&P	Moody's	CUSIP	Par Value	Original Cost	MV w/o Accrued*	Accr Income	Yld Mat
Bk of New York Mellon - Sweep	0.130	4/1/2022	MMF	AAAm	Aaa-mf		6,472,260	6,472,260	6,472,260	334	0.132
Total		0.003					6,472,260	6,472,260	6,472,260	334	0.132

Portfolio: City of LA DWP 2022A J8N

Date: 3/31/22

Issuer	Coupon	Maturity	Type	S&P	Moody's	CUSIP	Par Value	Original Cost	MV w/o Accrued*	Accr Income	Yld Mat
Bk of New York Mellon - Sweep	0.130	4/1/2022	MMF	AAAm	Aaa-mf		686	686	686	0	0.132
Landesbank Baden-Wuertt	0.000	5/31/2022	CP	NR	P-1	5148X1EX7	25,000,000	24,972,014	24,970,008	0	0.669
Mizuho Bank	0.000	5/31/2022	CP	A-1	P-1	60689GEX0	25,000,000	24,972,229	24,970,474	0	0.664
Sumitomo Mitsui	0.000	5/31/2022	CP	A-1	P-1	86563HEX4	25,000,000	24,969,431	24,968,738	0	0.731
IBRD DN	0.000	5/31/2022	Supra	A-1+	P-1	459053XM1	85,000,000	84,947,300	84,940,500	0	0.370
U.S. Treasury Bill	0.000	5/31/2022	Tsy	A-1+	P-1	912796V30	132,614,000	132,544,341	132,538,410	0	0.314
Total		0.167					292,614,686	292,406,000	292,388,816	0	0.426

*MV w/o Accrued includes the Bank of New York Mellon accrued interest for treasury bills, discount notes, and commercial paper. Original Cost does not include accrued interest.

MONTHLY TRANSACTIONS

Portfolio: Reserve 9218-2

Issuer	Side	Type	CUSIP	Trade Date	Settlement Date	Maturity Date	Par Value
American Express Co	Buy	Corp	025816CS6	3/1/2022	3/4/2022	3/4/2027	10,000,000
American Express Co	Buy	Corp	025816CQ0	3/1/2022	3/4/2022	3/4/2025	10,000,000
U.S. Treasury	Sell	Tsy	912828YX2	3/7/2022	3/8/2022	12/31/2026	25,000,000
Berkshire Hathaway	Buy	Corp	084664CZ2	3/7/2022	3/15/2022	3/15/2027	25,000,000
American Express Credit Card ABS	Buy	ABS	02589BAA8	3/10/2022	3/18/2022	3/15/2027	11,250,000
Toyota	Buy	Corp	89236TJX4	3/17/2022	3/22/2022	3/22/2024	10,000,000
Capital One Credit Card ABS	Buy	ABS	14041NFZ9	3/23/2022	3/30/2022	3/15/2027	17,000,000
FHLB Note	Buy	Agy	3130ARHG9	3/24/2022	3/25/2022	2/28/2024	10,000,000
U.S. Treasury Note	Buy	Tsy	91282CEG2	3/31/2022	4/1/2022	3/31/2024	20,000,000
U.S. Treasury Note	Buy	Tsy	9128284F4	3/31/2022	4/1/2022	3/31/2025	25,000,000
U.S. Treasury Note	Buy	Tsy	91282CEF4	3/31/2022	4/1/2022	3/31/2027	40,000,000
U.S. Treasury Note	Transfer In	Tsy	912828Z78	3/31/2022	3/31/2022	1/31/2027	30,000,000
U.S. Treasury Note	Transfer In	Tsy	912828V98	3/31/2022	3/31/2022	2/15/2027	35,000,000
Key Bank	Transfer Out	Corp	49327M2Z6	3/31/2022	3/31/2022	3/10/2023	10,000,000
Truist Financial	Transfer Out	Corp	05531FBJ1	3/31/2022	3/31/2022	3/16/2023	20,000,000
U.S. Treasury	Transfer Out	Tsy	9128284D9	3/31/2022	3/31/2022	3/31/2023	85,000,000

Portfolio: Core 9218-1

Issuer	Side	Type	Cusip	Trade Date	Settlement Date	Maturity Date	Par Value
JPMorgan Securites	Buy	CP	46640QEH0	3/1/2022	3/1/2022	5/17/2022	42,538,000
Landesbank Baden-Wurt	Buy	CP	5148X1F16	3/2/2022	3/2/2022	6/1/2022	135,103,000
Landesbank Baden-Wurt	Buy	CP	5148X1C92	3/7/2022	3/7/2022	3/9/2022	25,000,000
Landesbank Baden-Wurt	Buy	CP	5148X1CN1	3/7/2022	3/7/2022	3/22/2022	25,000,000
Mizuho Bank	Buy	CP	60689GF19	3/8/2022	3/8/2022	6/1/2022	21,291,000
Landesbank Baden-Wurt	Buy	CP	5148X1CF8	3/9/2022	3/9/2022	3/15/2022	63,321,000
Mizuho Bank	Buy	CP	60689GFE1	3/10/2022	3/10/2022	6/14/2022	33,090,000
Mizuho Bank	Buy	CP	60689GFF8	3/11/2022	3/11/2022	6/15/2022	25,428,000
Mizuho Bank	Buy	CP	60689GFF8	3/14/2022	3/14/2022	6/15/2022	57,918,000
Landesbank Baden-Wurt	Buy	CP	5148X1CX9	3/15/2022	3/15/2022	3/31/2022	104,723,000
BNP Paribas	Buy	CP	09659CCH9	3/16/2022	3/16/2022	3/17/2022	16,335,000
Mizuho Bank	Buy	CP	60689GDK9	3/16/2022	3/16/2022	4/19/2022	30,000,000
Mizuho Bank	Buy	CP	60689GFF8	3/16/2022	3/16/2022	6/15/2022	60,000,000
Sumitomo Mitsui	Buy	CP	86563HD80	3/17/2022	3/17/2022	4/8/2022	42,000,000
UnitedHealth Group	Buy	CP	91058UD83	3/18/2022	3/18/2022	4/8/2022	73,487,000

Portfolio: Core 9218-1 (Cont.)

Issuer	Side	Type	Cusip	Trade Date	Settlement Date	Maturity Date	Par Value
BNP Paribas	Buy	CP	09659CCN6	3/21/2022	3/21/2022	3/22/2022	32,000,000
BNP Paribas	Buy	CP	09659CCP1	3/22/2022	3/22/2022	3/23/2022	16,880,000
Mizuho Bank	Buy	CP	60689GF27	3/23/2022	3/23/2022	6/2/2022	25,000,000
Landesbank Baden-Wurt	Buy	CP	5148X1DM2	3/24/2022	3/24/2022	4/21/2022	36,000,000
FHLB DN	Buy	Agy	313385XN1	3/25/2022	3/25/2022	6/1/2022	45,700,000
Sumitomo Mitsui	Buy	CP	86563HFP0	3/29/2022	3/29/2022	6/23/2022	116,000,000
Sumitomo Mitsui	Buy	CP	86563HFP0	3/30/2022	3/30/2022	6/23/2022	135,400,000
Canadian Imperial Bank	Buy	CP	13609CD16	3/31/2022	3/31/2022	4/1/2022	41,000,000
Prudential Funding	Buy	CP	74433HD43	3/31/2022	4/1/2022	4/4/2022	41,000,000
Key Bank	Transfer In	Corp	49327M2Z6	3/31/2022	3/31/2022	3/10/2023	10,000,000
Truist Financial	Transfer In	Corp	05531FBJ1	3/31/2022	3/31/2022	3/16/2023	20,000,000
U.S. Treasury Note	Transfer In	Tsy	9128284D9	3/31/2022	3/31/2022	3/31/2023	85,000,000

Portfolio: Extended Reserve 9218-5

Issuer	Side	Type	Cusip	Trade Date	Settlement Date	Maturity Date	Par Value
U.S. Treasury Note	Buy	Tsy	91282CEE7	3/31/2022	4/1/2022	3/31/2029	50,000,000
U.S. Treasury Note	Transfer Out	Tsy	912828Z78	3/31/2022	3/31/2022	1/31/2027	30,000,000
U.S. Treasury Note	Transfer Out	Tsy	912828V98	3/31/2022	3/31/2022	2/15/2027	35,000,000

Portfolio: Wastewater 208

Issuer	Side	Type	Cusip	Trade Date	Settlement Date	Maturity Date	Par Value
Natl Securities Clearing	Buy	CP	63763QCV7	3/1/2022	3/1/2022	3/29/2022	14,502,000
Toyota	Buy	CP	89233HF17	3/3/2022	3/3/2022	6/1/2022	11,617,000
FHLB DN	Buy	Agy	313385VD5	3/8/2022	3/8/2022	4/5/2022	33,207,000
Natl Securities Clearing	Buy	CP	63763QD12	3/10/2022	3/10/2022	4/1/2022	11,603,000
Exxon Mobil	Buy	CP	30229BD12	3/15/2022	3/15/2022	4/1/2022	14,871,000
BNP Paribas	Buy	CP	09659CCN6	3/21/2022	3/21/2022	3/22/2022	10,000,000
Landesbank Baden-Wurt	Buy	CD	51501HF79	3/22/2022	3/22/2022	4/19/2022	33,179,000

Portfolio: Harbor Emergency FD 751

Issuer	Side	Type	Cusip	Trade Date	Settlement Date	Maturity Date	Par Value
Amazon	Buy	CP	02314QJ75	3/7/2022	3/7/2022	9/7/2022	3,175,000

Portfolio: DWP PRB 2022A J8N

Issuer	Side	Type	Cusip	Trade Date	Settlement Date	Maturity Date	Par Value
Landesbank Baden-Wurt	Buy	CP	5148X1EX7	3/30/2022	3/30/2022	5/31/2022	25,000,000
Sumitomo Mitsui	Buy	CP	86563HEX4	3/30/2022	3/30/2022	5/31/2022	25,000,000
Mizuho Bank	Buy	CP	60689GEX0	3/30/2022	3/30/2022	5/31/2022	25,000,000
U.S. Treasury Bill	Buy	Tsy	912796V30	3/30/2022	3/30/2022	5/31/2022	132,614,000
IBRD DN	Buy	Supra	459053XM1	3/30/2022	3/30/2022	5/31/2022	85,000,000

**CITY OF LOS ANGELES
OFFICE OF FINANCE
AUTHORIZED DEALERS AND ISSUERS**

PRIMARY DEALERS

1. AMHERST PIERPONT SECURITIES LLC
2. BANK OF NOVA SCOTIA, NEW YORK AGENCY
3. BARCLAYS CAPITAL INC
4. BMO CAPITAL MARKETS CORP
5. BNP PARIBAS SECURITIES CORP
6. BofA SECURITIES, INC
7. CANTOR FITZGERALD & CO
8. CITIGROUP GLOBAL MARKETS INC
9. CREDIT SUISSE SECURITIES (USA) LLC
10. DAIWA CAPITAL MARKETS AMERICA INC
11. DEUTSCHE BANK SECURITIES INC
12. HSBC SECURITIES (USA) INC

13. JEFFERIES LLC
14. JP MORGAN SECURITIES, INC
15. MIZUHO SECURITIES USA INC
16. MORGAN STANLEY & CO LLC
17. NATWEST MARKETS SECURITIES INC
18. NOMURA AMERICA FINANCE LLC
19. RBC CAPITAL MARKETS, LLC
20. SOCIETE GENERALE, NEW YORK BRANCH
21. TD SECURITIES (USA) LLC
22. UBS SECURITIES LLC

SECONDARY DEALERS

1. BNY MELLON CAPITAL MARKETS LLC
2. CIBC WORLD MARKETS CORP
3. LLOYDS SECURITIES, INC
4. LOOP CAPITAL
5. MARKETAXESS CORP
6. MESIROW FINANCIAL INC
7. MITSUBISHI UFJ SECURITIES (USA), INC
8. RAMIREZ AND CO
9. PIPER JAFFRAY CO
10. STIFEL, NICOLAUS & COMPANY, INC
11. SIEBERT WILLIAMS SHANK & CO
12. US BANCORP

COMMERCIAL PAPER ISSUERS*

1. 3M CO
2. AIR PRODUCTS & CHEMICALS INC
3. ALPHABET INC
4. AMAZON.COM INC
5. APPLE INC
6. ARCHER-DANIELS-MIDLAND CO
7. BANK OF NEW YORK CO INC
8. BANK OF NOVA SCOTIA NY
9. BANK OF TOKYO-MIT UFJ NY
10. BMW US CAPITAL LLC
11. BNP PARIBAS NEW YORK
12. BRISTOL-MYERS SQUIBB
13. CANADIAN IMPERIAL HOLDING
14. CARGILL INC
15. CBA (DE) FINANCE
16. CHARLES SCHWAB CORP
17. CHEVRON CORP
18. CHEVRON FUNDING CORP
19. CISCO SYSTEMS
20. COCA-COLA CO
21. COLGATE-PALMOLIVE CO
22. CUMMINS INC
23. DEERE & CO
24. ELI LILLY & CO
25. EMERSON ELECTRIC CO
26. ESTEE LAUDER
27. EXXON MOBIL CORP
28. FLORIDA POWER & LIGHT CO

29. GOOGLE INC
30. HARVARD UNIVERSITY
31. HERSHEY CO
32. HOME DEPOT INC
33. HONEYWELL INTERNATIONAL
34. HSBC USA INC
35. ING (US) FUNDING LLC
36. INTEL CORP
37. JOHNSON & JOHNSON
38. JP MORGAN SECURITIES, LLC
39. KOCH INDUSTRIES INC
40. KOMATSU FINANCE AMERICA
41. LANDESBANK BADEN-WURTT
42. L'OREAL USA INC
43. MASS MUTUAL LIFE INSURANCE CO
44. MERCK & CO INC
45. METLIFE FUNDING INC
46. MICROSOFT CORP
47. MIZUHO BANK LTD/NY
48. NATL AUSTRALIA FDG (DE)
49. NATL SECURITIES CLEARING CORP
50. NESTLE CAPITAL CORP
51. NETJETS INC
52. NIKE INC
53. PACCAR FINANCIAL CORP
54. PEPSICO INC
55. PFIZER INC
56. PHILIP MORRIS INTL INC

57. PNC BANK NA
58. PRAXAIR INC
59. PROCTER & GAMBLE CO
60. PRUDENTIAL FUNDING LLC
61. QUALCOM INC
62. RABOBANK USA FIN CORP
63. ROCHE HOLDINGS INC
64. ROYAL BANK OF CANADA NY
65. SIEMENS CAPITAL CO LLC
66. SOCIETE GENERALE N AMERICA INC
67. SOUTHERN CALIFORNIA GAS CO
68. STATE STREET CORP
69. SUMITOMO MITSUI TRUST NEW YORK
70. TARGET CORP
71. TEXAS INSTRUMENT
72. TORONTO DOMINION HOLDINGS U.S.A, INC
73. TOYOTA MOTOR CREDIT CORP
74. UBS AMERICAS INC
75. UBS FINANCE (DE) INC
76. UNILEVER CAPITAL CORP
77. UNION BANK NORTH AMERICA
78. UNITED PARCEL SERV INC
79. UNITEDHEALTH GROUP INC
80. US BANCORP
81. USAA CAPITAL CORP
82. WALT DISNEY CO

*Based on short-term credit rating information provided by Bloomberg Professional, as of 4/12/2022

CORPORATE BOND ISSUERS**

- | | | |
|------------------------------------------|-------------------------------------------|---------------------------------------------|
| 1. 3M CO | 39. ELI LILLY & CO | 77. PACCAR INC |
| 2. ABBOTT LABORATORIES | 40. EMERSON ELECTRIC CO | 78. PAYPAL HOLDINGS INC |
| 3. ADOBE INC | 41. ESTEE LAUDER COMPANIES | 79. PEPSICO INC |
| 4. AFLAC INC | 42. EXXON MOBIL CORP | 80. PFIZER INC |
| 5. AIR PRODUCTS & CHEMICALS INC | 43. FIRST REPUBLIC BANK/CA | 81. PHILIP MORRIS INTERNATIONAL |
| 6. ALLSTATE CORP | 44. FLORIDA POWER & LIGHT | 82. PNC FINANCIAL SERVICES GROUP |
| 7. ALPHABET INC | 45. FRANKLIN RESOURCES INC | 83. PROCTER & GAMBLE CO |
| 8. AMAZON.COM INC | 46. GENERAL DYNAMICS CORP | 84. PROGRESSIVE CORP |
| 9. AMERICAN EXPRESS CO | 47. GILEAD SCIENCES INC | 85. PUBLIC SERVICE ELECTRIC & GAS CO |
| 10. AMERICAN HONDA FINANCE CORP | 48. GOLDMAN SACHS GROUP INC | 86. PUBLIC STORAGE |
| 11. ANALOG DEVICES INC | 49. HERSHEY CO | 87. QUALCOMM INC |
| 12. APPLE INC | 50. HOME DEPOT INC | 88. RAYTHEON TECHNOLOGIES CORP |
| 13. APPLIED MATERIALS INC | 51. HONEYWELL INTERNATIONAL INC | 89. REGENTS OF THE UNIVERSITY OF CALIFORNIA |
| 14. ARCHER-DANIELS-MIDLAND CO | 52. HORMEL FOODS CORP | 90. ROCKWELL AUTOMATION INC |
| 15. ARIZONA PUBLIC SERVICE CO | 53. ILLINOIS TOOL WORKS | 91. SALESFORCE.COM INC |
| 16. AUTOMATIC DATA PROCESSING | 54. INTEL CORP | 92. SCHLUMBERGER LTD |
| 17. BANK OF AMERICA CORP | 55. INTERCONTINENTAL EXCHANGE IN | 93. SCHWAB (CHARLES) CORP |
| 18. BANK OF AMERICA NATIONAL ASSOCIATION | 56. INTL BUSINESS MACHINES CORP | 94. SNAP-ON INC |
| 19. BANK OF NEW YORK MELLON CORP | 57. INTUIT INC | 95. SOUTHERN CALIFORNIA GAS CO |
| 20. BERKSHIRE HATHAWAY INC-CL A | 58. JOHNSON & JOHNSON | 96. STATE STREET CORP |
| 21. BLACKROCK INC | 59. JPMORGAN CHASE & CO | 97. TARGET CORP |
| 22. BMW US CAPITAL LLC | 60. KEYBANK NATIONAL ASSOCIATION | 98. TEXAS INSTRUMENTS INC |
| 23. BRISTOL-MYERS SQUIBB CO | 61. KIMBERLY-CLARK CORP | 99. TJX COMPANIES INC |
| 24. BROWN-FORMAN CORP | 62. LOEWS CORP | 100. TOYOTA MOTOR CREDIT CORP |
| 25. CATERPILLAR INC | 63. M & T BANK CORP | 101. TRAVELERS COS INC |
| 26. CHEVRON CORP | 64. MASTERCARD INC | 102. TRUIST FINANCIAL CORP |
| 27. CISCO SYSTEMS INC | 65. MERCK & CO. INC. | 103. UNILEVER CAPITAL CORP |
| 28. CITIBANK NATIONAL ASSOCIATION | 66. METLIFE INC | 104. UNION PACIFIC CORP |
| 29. CITIGROUP INC | 67. MICROSOFT CORP | 105. UNITED PARCEL SERVICE |
| 30. CME GROUP INC | 68. MORGAN STANLEY | 106. UNITEDHEALTH GROUP INC |
| 31. COCA-COLA CO | 69. MUFG UNION BANK NA | 107. US BANCORP |
| 32. COLGATE-PALMOLIVE CO | 70. NEXTERA ENERGY INC | 108. VF CORP |
| 33. COMCAST CORP | 71. NIKE INC | 109. VISA INC |
| 34. COMERICA INC | 72. NORTHERN STATES POWER/MN | 110. WALT DISNEY CO |
| 35. CONOCOPHILLIPS | 73. NORTHERN TRUST CORP | 111. WW GRAINGER INC |
| 36. COSTCO WHOLESALE CORP | 74. NORTHWESTERN MUTUAL LIFE INSURANCE CO | |
| 37. CUMMINS INC | 75. NVIDIA CORP | |
| 38. DEERE & CO | 76. ONE GAS INC | |

**Based on credit rating information as of 4/12/22 provided by Bloomberg Professional

SUPRANATIONAL ISSUERS

1. INTER-AMERICAN DEVELOPMENT BANK
2. INTERNATIONAL BANK FOR RECONSTRUCTION AND DEVELOPMENT
3. INTERNATIONAL FINANCE CORPORATION

ASSET BACKED SECURITIES ISSUERS*

1. AMERICAN EXPRESS CREDIT CARD TRUST
2. BANK OF AMERICA CREDIT CARD TRUST
3. BMW VEHICLE OWNER TRUST
4. CAPITAL ONE MASTER TRUST
5. CHASE ISSUANCE TRUST
6. CITIGROUP MASTER TRUST
7. DISCOVER CARD EXECUTION NOTE TRUST
8. FORD CREDIT AUTO OWNER TRUST
9. HONDA AUTO RECEIVABLES OWNER TRUST
10. MASTER CREDIT CARD TRUST
11. MERCEDES-BENZ AUTO RECEIVABLES TRUST
12. NISSAN AUTO RECEIVABLE OWNER TRUST
13. TOYOTA AUTO RECEIVABLES OWNER TRUST
14. VISA CARD MASTER TRUST
15. GM FINANCIAL CONSUMER AUTOMOBILE RECEIVABLES TRUST

* Five year legal final maximum maturity